


November 1997



A Mackinac Center Report

The Universal Tuition Tax Credit:

A Proposal to Advance Parental Choice in Education

Patrick L. Anderson
Richard McLellan, J.D.
Joseph P. Overton, J.D.
Gary Wolfram, Ph.D.

**How Educational Freedom Will Help Michigan
Students, Schools, and Taxpayers**

Addendum to the Universal Tuition Tax Credit

Since the release of the Universal Tuition Tax Credit in November 1997, the Mackinac Center for Public Policy continues to strengthen the original proposal by incorporating revisions based on input from school choice organizations, legislators, and education experts in Michigan and across the country. The following changes represent an effort to create the most viable and effective school choice proposal.

1. Increase the maximum first-year credit from ten percent to fifty percent of the average amount public schools receive to educate each child for families with income at or below 150 percent of the federal poverty level and keep it at the maximum thereafter (If the state foundation grant is \$6,000, then the credit for low-income families would increase from \$600 to \$3,000 dollars in the first year). This both increases the amount of funds immediately available compared to the original plan, and also extends this increase to more low-income families than the original plan which provided special consideration to families with income up to 100 percent of the federal poverty level.
2. Permit the legislature to increase the maximum credit amount in any year to provide additional funds for Special Education students or for any other purpose.
3. Permit the legislature to provide tax credits for home school parents, textbooks, transportation, or other related purposes.

Revised School Choice Amendment Language

(See pages 36-37 of Universal Tuition Tax Credit study)

No public monies or property shall be appropriated or paid ~~or any public credit utilized~~, by the legislature or any other political subdivision or agency of the state directly or indirectly to aid or maintain any private, denominational or other nonpublic, pre-elementary, elementary, or secondary school. No payment, ~~credit, tax benefit, exemption or deductions~~, tuition voucher, subsidy, grant or loan of public monies or property shall be provided, directly or indirectly, to support the attendance of any student or the employment of any person at any such nonpublic school or at any location or institution where instruction is offered in whole or in part to such nonpublic school students. The legislature may provide for the transportation of students to and from any school.

TO IMPROVE PUBLIC EDUCATION BY EMPOWERING PARENTS WITH GREATER FREEDOM TO CHOOSE THE BEST AND SAFEST SCHOOLS THAT MEET THE INDIVIDUAL NEEDS OF THEIR CHILDREN, IT IS HEREBY ESTABLISHED THAT:

AS PROVIDED IN THIS SECTION, THERE SHALL BE A CREDIT AGAINST AMOUNTS PAYABLE UNDER THE STATE INCOME TAX, THE STATE SINGLE BUSINESS TAX, THE STATE EDUCATION TAX, OR ANY SUCCESSOR TAXES, AND OTHER TAXES AS PROVIDED BY LAW TO ANY PERSON FOR PAYMENTS MADE BY THE PERSON FOR TUITION FOR EDUCATION FOR ANY RESIDENT CHILD ATTENDING A PUBLIC OR NONPUBLIC ELEMENTARY OR SECONDARY SCHOOL IN THIS STATE.

continued ...

A CONTRIBUTION TO A NONPROFIT ORGANIZATION SHALL QUALIFY FOR THE CREDIT AT THE TIME THAT 100 PERCENT OF THE CONTRIBUTION IS DISBURSED BY THE ORGANIZATION AS TUITION FOR INDIVIDUAL PUPILS PURSUANT TO THE LIMITATIONS OF THIS SECTION.

THE TAX CREDIT PER PUPIL FOR TUITION PAYMENTS FOR A PUPIL WHOSE FAMILY INCOME IS AT OR BELOW 150 PERCENT OF THE FEDERAL POVERTY LEVEL SHALL BE 50 PERCENT OF THE AVERAGE STATE AND LOCAL PER PUPIL REVENUE FOR SCHOOL OPERATING PURPOSES FOR PUBLIC ELEMENTARY AND SECONDARY SCHOOLS OR 100 PERCENT OF THE ACTUAL TUITION PAID, WHICHEVER IS LESS.

THE TAX CREDIT PER PUPIL FOR OTHER PUPILS SHALL BE LIMITED TO THE LESSER OF THE MAXIMUM CREDIT ESTABLISHED IN THIS SECTION OR 80 PERCENT OF THE ACTUAL TUITION PAID. THE MAXIMUM CREDIT PER PUPIL PERMITTED IN THE STATE FISCAL YEAR FOLLOWING THE RATIFICATION OF THIS AMENDMENT SHALL BE AN AMOUNT EQUAL TO TEN PERCENT OF THE AVERAGE STATE AND LOCAL PER PUPIL REVENUE FOR SCHOOL OPERATING PURPOSES FOR PUBLIC ELEMENTARY AND SECONDARY SCHOOLS. FOR EACH FISCAL YEAR THEREAFTER THE MAXIMUM CREDIT SHALL INCREASE OVER THE PRIOR YEAR BY AN AMOUNT EQUAL TO AN ADDITIONAL FIVE PERCENT OF THE AVERAGE STATE AND LOCAL PER PUPIL REVENUES, UNTIL THE MAXIMUM CREDIT AMOUNT PER PUPIL IS EQUAL TO FIFTY PERCENT OF THE AVERAGE STATE AND LOCAL PER PUPIL REVENUE.

THE LEGISLATURE MAY IN ANY YEAR INCREASE THE AMOUNT OF THE CREDIT APPLICABLE TO PUPILS WHO REQUIRE SPECIAL EDUCATION SERVICES, OR FOR ANY OTHER PUPILS AS THE LEGISLATURE DEEMS APPROPRIATE.

THE LEGISLATURE SHALL PROVIDE BY LAW FOR THE IMPLEMENTATION OF THIS SECTION.

LIMITATION ON STATE REGULATION OF NONPUBLIC SCHOOLS.

THE LEGISLATURE SHALL NOT ADOPT ANY LAW IMPOSING REGULATIONS ON NONPUBLIC SCHOOLS OR THEIR PUPILS OR TEACHERS IN ADDITION TO THOSE IN EFFECT ON NOVEMBER 7, 2000, EXCEPT BY A VOTE OF TWO-THIRDS OF THE MEMBERS ELECTED TO AND SERVING IN EACH HOUSE.

The Universal Tuition Tax Credit: A Proposal to Advance Parental Choice in Education

How Educational Freedom Will Help Michigan Students, Schools, and Taxpayers

**by Patrick L. Anderson, Richard McLellan, J.D.,
Joseph P. Overton, J.D., and Gary Wolfram, Ph.D.**

Copyright © 1997 by the Mackinac Center for Public Policy, Midland, Michigan

Permission to reprint in whole or in part is hereby granted, provided that the Mackinac Center for Public Policy and the authors are properly cited.

ISBN: 1-890624-03-9

S97-04

Guarantee of Quality Scholarship

The Mackinac Center for Public Policy is committed to delivering the highest quality and most reliable research on Michigan issues. The Center guarantees that all original factual data are true and correct and that information attributed to other sources is accurately represented.

The Center encourages rigorous critique of its research. If the accuracy of any material fact or reference to an independent source is questioned and brought to the Center's attention with supporting evidence, the Center will respond in writing. If an error exists, it will be noted in an errata sheet that will accompany all subsequent distribution of the publication, which constitutes the complete and final remedy under this guarantee.

The Universal Tuition Tax Credit: A Proposal to Advance Parental Choice in Education

Table of Contents

EXECUTIVE SUMMARY	1
I. THE PROMISE OF PARENTAL CHOICE IN EDUCATION	5
CHOICE IS BREAKING OUT	5
THE ASSIGNMENT SYSTEM	6
<i>Common Schools and Government Assignment</i>	6
<i>Education Decisions Under an Assignment System</i>	7
WHY PARENTAL CHOICE WORKS	8
<i>Parents and Students as Consumers</i>	8
<i>Parents as the Engine of Choice</i>	8
<i>Human Capital</i>	9
MICHIGAN’S HISTORY OF PARENTAL CHOICE	10
<i>Private Schools</i>	10
<i>Scholarship Programs</i>	10
<i>Choice in Higher Education</i>	11
<i>Intra- and Inter-district Schools of Choice</i>	12
<i>Charter Schools or Public School Academies</i>	12
ADDRESSING MISCONCEPTIONS ABOUT CHOICE.....	13
<i>Parental Choice Especially Helps the Poor</i>	14
<i>Parental Choice Does Not Reduce Educational Resources</i>	15
<i>Parental Choice Improves the Whole System</i>	15
<i>Teachers Benefit from Parental Choice</i>	17
<i>Parental Choice Helps Those Most in Need</i>	17
<i>Urban Leaders Themselves Are Demanding More Choice</i>	18
A “PUBLIC CHOICE” ANALYSIS OF THE CURRENT SYSTEM.....	19
MORE MONEY ALONE WILL NOT IMPROVE PUBLIC EDUCATION.....	21
A CALL FOR REFORM: EMPOWERING PARENTS	22
II. MICHIGAN CONSTITUTIONAL RESTRAINTS ON PARENTAL CHOICE.....	23
HISTORY OF ARTICLE VIII, SECTION 2	23
<i>“Parochialism” and the 1970 Amendment</i>	23
<i>The Effect of the 1970 Amendment</i>	25
SHOULD MICHIGAN HAVE THE MOST REPRESSIVE CONSTITUTION?	25
III. EXPANDING PARENTAL CHOICE WITH A UNIVERSAL TUITION TAX CREDIT ...	26
CHOICE AMONG GOVERNMENT SCHOOLS	26
CHOICE AMONG PRIVATE SCHOOLS.....	27
WHAT IS THE BEST METHOD OF EXPANDING PARENTAL CHOICE?.....	27
A BETTER CHOICE: THE UNIVERSAL TUITION TAX CREDIT	29
<i>What is the Universal Tuition Tax Credit?</i>	29
<i>How does the UTTC work?</i>	30
<i>Mechanics of the UTTC Implementation</i>	31
KEY BENEFITS OF THE UTTC	32
EXAMPLES OF HOW THE UNIVERSAL TUITION TAX CREDIT COULD BE USED	32
DRAFTING THE UNIVERSAL TUITION TAX CREDIT AMENDMENT	33
<i>Constitution Versus Legislation</i>	34
<i>General Considerations for Drafting</i>	34

<i>Treatment of Existing Constitutional Language</i>	34
<i>Establishment of the Universal Tuition Tax Credit</i>	35
<i>Protection Against Overregulation</i>	36
LEGISLATIVE IMPLEMENTATION OF THE UTTC.....	37
<i>Tracking Tuition Payments and Credits</i>	37
<i>Minimizing Recordkeeping by Taxpayers</i>	40
<i>Tax Forms and Filing Procedures</i>	40
IV. IMPACT OF THE UTTC ON STATE AND LOCAL FINANCES.....	44
A MODEL OF STATE AND LOCAL FINANCE.....	44
<i>Current System State Foundation Grant and Local Property Tax Support</i>	44
<i>Per-Pupil Revenues as Indicator of Overall Revenues</i>	45
<i>Student Population Assumptions</i>	45
UNIVERSAL TUITION TAX CREDIT DYNAMICS	45
<i>Private, Public, and Alternative Schools</i>	45
<i>The Education Market</i>	46
<i>Consumer Behavior Under the UTTC</i>	46
<i>Net Impact on State and Local Finances</i>	48
SUMMARY: FINANCIAL IMPACT OF A TUITION TAX CREDIT	50
APPENDIX I: A MODEL OF SCHOOL FINANCE	51
PRIVATE AND PUBLIC FINANCING OF SCHOOLS.....	51
<i>Private School Costs vs. Public School Costs</i>	51
A MODEL OF STATE AND LOCAL FINANCE: ASSUMPTIONS	53
<i>State Foundation Grant & Local Property Tax Support</i>	53
<i>Student Count Projections</i>	53
<i>Private, Public, and Alternative Schools</i>	54
<i>Universal Tuition Tax Credit Structure</i>	57
UNIVERSAL TUITION TAX CREDIT DYNAMICS	57
<i>The Education Market</i>	57
<i>Price Elasticity of Demand</i>	58
<i>Price Elasticity of Demand for Michigan Alternative Schools</i>	61
<i>Predicting Consumer Behavior</i>	61
<i>Calculating Demand</i>	62
<i>Applying Constraints to the Model</i>	62
<i>Likely Migration to Alternative Schools</i>	63
<i>Limits on Migration</i>	64
THE FISCAL IMPACT OF THE UNIVERSAL TUITION TAX CREDIT	65
<i>Effects on Revenue and Expenses</i>	65
<i>Utilization of the Credit</i>	66
<i>Fiscal Impact of the UTTC Plan</i>	67
<i>Tax Savings from the Tuition Tax Credit</i>	67
<i>Total Spending on Education</i>	68
<i>A Note on Refundable Versus Non-Refundable Credits</i>	68
<i>Notes on Data Sources</i>	71
APPENDIX II. QUESTIONS AND ANSWERS REGARDING THE UNIVERSAL TUITION TAX CREDIT	72
CONTRIBUTORS TO THIS STUDY	74

The Universal Tuition Tax Credit: A Proposal to Advance Parental Choice in Education

(Some proposal language was revised in January 1999)

Executive Summary

Parental choice in education—whereby parents have the freedom to choose the school their children attend—is seeing explosive growth in popularity and implementation. Instead of sending children to an assigned school based on residence, Michigan parents have asked for and received the ability to send their children to public schools outside their home district and to create new charter schools to meet special needs and interests.

This study from the Mackinac Center for Public Policy presents a path-breaking approach to expanding parental choice in Michigan education. It embodies a proposal to amend the Michigan Constitution and establish a Universal Tuition Tax Credit (UTTC). In addition to improving public education, the UTTC will save the state more than \$3 billion in education expenses in the first ten years of implementation and over \$500 million each year thereafter.¹ These savings could be used to support additional educational programs, address other budget priorities, or reduce taxes on Michigan citizens or businesses.

Section I reviews why parental choice is the most important systemic education reform and evaluates various ways to expand it. In spite of the fact that parents are entrusted to make vital decisions in nearly every area of their children's lives, most Michigan parents are unable to make true choices about education, one of the most important aspects of their children's development. Most children are sent to a government-mandated, government-assigned school.

Choice is the engine for a market economy in all goods and services. The foundation of basic economic theory is the ability of individual consumers to choose one good over another based on their own preferences. Parents prefer good schools over poor schools for their children. Assigning children to schools, based on where students live, deprives parents of the freedom to apply their own values and priorities to selecting a school, and it deprives schools of valuable marketplace incentives that drive continuous quality improvement.

Today, 12 percent of Michigan children—over 220,000—attend alternative schools which charge tuition. Alternative schools include both private schools and public schools; the latter may charge tuition when parents choose a public school outside the home district and the home district superintendent refuses to release funding. The best way to expand parental choice is to eliminate the penalty for parents who must pay twice for alternative schools: once through tuition and then through taxes.

¹ The original November 1997 report calculated savings of \$3.4 billion in the first ten years. Revisions have slightly reduced the savings to the state, but will still remain over \$3 billion after the first ten years.

In spite of the fact that parents are entrusted to make vital decisions in nearly every area of their children's lives, most Michigan parents are unable to make true choices about education.

The best way to expand parental choice is to eliminate the penalty for parents who must pay twice for alternative schools: once through tuition and then through taxes.

Section II examines Michigan's constitutional prohibition on including nonpublic schools in an open system of parental choice.

Section III reviews several methods of expanding parental choice. The study concludes that, although both tuition vouchers and traditional tuition tax credits could be used to eliminate the problem of double payment, both have disadvantages. Vouchers, for example, are subject to allegations that they drain funds from public schools, permit state funds to be used to support religious schools, will spawn a new type of entitlement program, and invite overregulation of private schools. Traditional tuition tax credits—whereby only *parents* are allowed to receive a tax credit—address some of the problems with vouchers, but fail to help low-income and many middle-income families who lack enough tax liability to benefit.

Section III sets forth the details of the UTTC plan. Although both vouchers and traditional tax credits would be an improvement over the current system, the UTTC is designed to capitalize on the strengths and minimize the weaknesses of each. The UTTC has the following features and benefits:

- It gradually phases in a tax credit for tuition paid to any Michigan elementary or secondary school—public or private. It is a direct dollar-for-dollar credit against taxes owed, not simply a deduction.
- The tax credit may be claimed by any taxpayer—individual or corporate. This includes a student's parents as well as relatives, friends, neighbors or businesses. A large company, for example, could pay \$2,000 tuition for each of 1,000 low-income children and receive a \$2,000,000 tax credit.
- The tax credit applies to three major state taxes: the Individual Income tax, the Single Business Tax, and the 6-mill state education property tax. These taxes represent state revenue of approximately \$7.5 billion.
- It is a per-child tax credit, allowing the full credit to be applied to each child in a family.
- For families whose income is AT or BELOW 150% of the federal poverty level² the amount of the credit is limited to the lesser of
 - Fifty percent of the amount Michigan public schools receive to educate each child.³
 - One-hundred percent of the actual tuition paid. This makes it easier for low-income students to benefit.

² Original UTTC established the low-income level at 100% of the federal poverty level.

³ Original UTTC phased-in the credit amount beginning at 10 percent and increasing 5 percent each year up to 50 percent. Changes to the UTTC language immediately implement the maximum amount in the first year for families at or below 150% of the federal poverty level.

- For families whose income is ABOVE 150% of the federal poverty level⁴ the amount of the credit is limited to the lesser of
 - Fifty percent of the amount Michigan public schools receive to educate each child. This percentage begins at 10 percent and increases to the 50 percent maximum over 9 years.
 - Eighty percent of the actual tuition paid. This produces incentives for schools to keep tuition rates reasonable, since not all of the payment will offset tax liability.
- It will permit the legislature to increase the maximum credit amount in any year to provide additional funds for Special Education students or for any other purpose.⁵
- It will permit the legislature to provide tax credits for home school parents, textbooks, transportation, or other related purposes.⁶
- It does not affect city, county, or township finances.

The UTTC produces significant savings to the state. Since the UTTC will make alternative schools more affordable, more parents will transfer their children from traditional public schools to alternative schools. With the maximum credit limited to 50 percent of per-pupil public school revenues, every student who transfers to an alternative school produces a net savings of at least half of per-pupil revenues. For example, in the 1996-97 school year, the average per-pupil public school revenue is approximately \$5,600. The maximum tax credit would therefore be \$2,800. If a student transfers to an alternative school, the state must no longer spend the \$5,600 and at most loses \$2,800 through the tax credit, producing a minimum net savings of \$2,800.

Since the average tuition at private schools—which constitute the vast majority of alternative schools—is roughly half of public school per-pupil revenue, the amount of the tax credit provides enough incentive for parents to consider the alternative school option.

Section IV and Appendix I present a comprehensive analysis of the impact of the UTTC on student enrollment and state finances over a 10-year period.

The report includes detailed guidelines and analysis, including:

- The complete text of a proposed UTTC constitutional amendment (Section III).
- Key elements of the implementing legislation, including sample forms and procedures (Section III).
- Answers to commonly asked questions regarding the UTTC (Appendix II).

⁴ Original UTTC established the low-income level at 100% of the federal poverty level.

⁵ Addition to UTTC amendment language.

⁶ Addition to UTTC amendment language.

The Universal Tuition Tax Credit: A Proposal to Advance Parental Choice in Education

I. The Promise of Parental Choice in Education

When the lights go on in bedrooms across Michigan on early school day mornings, young children are roused from their beds by their parents. During that day, these parents will be called upon to decide what foods their children will eat and what foods they will avoid. These parents will decide with whom their children will play, how much television they will watch, and how much homework they will do. These parents will decide which physicians will treat their children's injuries, which dentists will check their teeth, and which baby-sitters will care for them in the parents' absence. As their children grow, these parents will help them decide which clubs and organizations to join and which courses of study to pursue. As the young people approach high school graduation, these parents will offer counsel regarding future educational and vocational pursuits.

Yet in spite of the fact that parents are entrusted to make vital decisions in nearly every area of their children's lives, most Michigan parents are unable to make true choices about one of the most important aspects of their children's development. For 180 days of the year, most children are sent to a government-mandated, government-assigned educational institution.⁷

But slowly, things are beginning to change. Historians who look back on the 1990s may well view this decade as one of true educational reform—a turning point when Americans not only talked about reform but individually and collectively made choices about their schools and the quality of American education.

Choice is Breaking Out

Although it has been decades in coming, educational choice is breaking out all over America. Milton Friedman, in *Capitalism and Freedom*, kicked off the modern school choice debate in the 1960s by proposing educational vouchers.⁸ Parental choice in education involves a broad umbrella of plans, which enable parents to make choices about the education of their children. A Heritage Foundation review of parental choice programs

⁷ Although our constitution does not require attendance in primary or secondary schools, state law has long compelled school attendance. State laws regulate almost every aspect of these schools, including the number of days in the school year. Private schools are also regulated by the Nonpublic School Act. A law passed in 1995 provides for a gradual increase in the number of school days per year up to 195 by the year 2011-2012.

⁸ Milton Friedman, *Capitalism and Freedom*. Chicago: University of Chicago Press, 1962. I term this the "modern" school choice debate, since schools were privately funded for centuries before governments took over the responsibility. For an acknowledgment of his influence, see *The New York Times* editorial notebook article quoted below, in the discussion on addressing common myths.

Historians who look back on the 1990s may well view this decade as a turning point when Americans not only talked about reform but individually and collectively made choices about their schools and the quality of American education.

Students and parents who have made use of the public school system have been generally assigned a specific school.

throughout the states indicates that school choice or open enrollment legislation was introduced or pending in 28 states in 1995.⁹

The choices parents and their children are making go beyond the selection of another school within the same district. Throughout the country, families are taking advantage of charter schools, voucher systems, tuition tax credit plans, and other innovations providing for public and private school choice alternatives to traditional government schools. Wisconsin and Ohio have instituted new choice options for some of their urban parents. Vermont, on the other hand, continues private and public school choice options for many of its rural citizens under a program started in 1869.¹⁰ In 1997 both Arizona and Minnesota approved educational tax credits. Arizona now allows a credit of up to \$500 for donations to organizations that provide scholarships to private school students. The Minnesota plan allows families with incomes of \$33,500 or less a \$1,000 per child (\$2,000 maximum per family) tax credit for tutoring, textbooks, transportation, computers, and instructional materials. Families with incomes of more than \$33,500 receive a tax *deduction* (up to \$2,500) for private school tuition as well as the expenses covered under the tax credit.

In Michigan, parents now have the option of sending their children to public school academies, also known as charter schools. In fact, 1996 could easily be designated the year of the charter school in Michigan. As 34 new charter schools opened their doors in Michigan in 1996, bringing the total number of public school academies to 78, a small segment of parents and school-aged children enjoyed increased educational options.

The Assignment System

Common Schools and Government Assignment

In the post-Civil War period, the concept of a common-school system was advocated as a “right” and then institutionalized in the early 1900s as a mandate in many states for children from ages 6 to 17. Since that time, students and parents who have made use of the public school system have been generally assigned a specific school. The first such assignments were informal, based on the availability of schools for a particular area. Later, as American cities became more cosmopolitan and students living in rural areas had better transportation and access to schools, such assignments were based on where the school-aged children lived in relation to the schools; in many cases, two children residing on opposite sides of a street might attend different schools, depending on where the school district lines were drawn.

⁹ James F. Hirni, “Introduction,” *School Choice Programs: What’s Happening in the States*. Washington, D.C.: Heritage Foundation, 1996.

¹⁰ In Vermont, local school boards in certain towns will pay tuition at any public or approved private (“independent”) secondary school, in or out of the state. The school boards are required to pay an amount equivalent to the average tuition charge of the state’s union high school districts, with the parent paying the remaining amount. See John McClaughry, “Educational Choice in Vermont.” Concord, VT: Ethan Allen Institute, n.d.; available at the Ethan Allen Institute’s World Wide Web site, <http://plainfield.bypass.com/~ethallen>. McClaughry, the president of the Ethan Allen Institute, was the vice chair of the state’s Senate Education Committee in 1991-1992.

Indeed, much of American history is reflected in the gradual movement from wholly private schools to community schools that were similar to private schools today and then to government-mandated “public” schools that were supported by taxpayer dollars and filled by government assignment and compulsory education laws. As the United States grew more urban and professional, so too did its school system. At the same time, the individual and community autonomy melted away as state governments—and more recently national governments—assumed increasing authority. As government became more powerful, political calculations dominated the design of school systems. The exclusion of American blacks from many public schools is but one unpleasant consequence of this dominance of government and politics in schools as is the rise of the suburban school districts as “asylums” from the city.¹¹ While government schools achieved some of the goals of the common-school movement, they also brought with them many ills.

Education Decisions Under an Assignment System

This study uses the terms “alternative school” and “alternative school student” to refer to any situation where tuition is paid for a student to attend a nonpublic or public school. Some public schools charge tuition when parents choose a public school outside the home intermediate school district and the home district superintendent refuses to release funding. The vast majority of alternative school students, however, are in private schools. In either case parents pay tuition to the school.

Although parents have always had the option of sending their children to alternative schools, often wealthier parents were the only ones who could afford to take advantage of this opportunity with the hope of providing a better education for their children than the assigned public schools might provide. Parents who elected to make use of the assigned public schools could make choices about their schools only by choosing where to live; in fact, home buyers with children have long identified the quality of the local school district as one of the primary considerations when choosing a home. Yet here, too, parents experienced financial constraints because the cost of property tends to be higher in the better school districts. Thus, a system of “assignment” has left parents in a relatively passive role in relation to school selection. It was only with the advent of school choice programs that children attending many public schools began to enjoy some of the choices that their more economically advantaged counterparts enjoyed all along.

Parents can choose to send their children to alternative schools in an assignment system, but they effectively have to pay twice. They pay tuition out of their pockets, and they pay property, income, and sales taxes, which go toward the support of the government education system. In Michigan today, Proposal A and its accompanying legislation did reduce the property tax burden shouldered by many Michigan citizens and businesses. However, the proposal did not eliminate the double payment situation since Michigan citizens must still pay the higher sales tax and the property taxes dedicated to support the government school system.¹²

¹¹ William Allen and Eugenia Toma, *A New Framework for Public Education in Michigan*. East Lansing, Michigan: Michigan State University, 1996, pp. i-x.

¹² Proposal A added a two-percent sales tax and a six-mill state property tax, both dedicated to the aid of government schools. Other taxes are also used to support the government school system. See the section on fiscal analysis for a more complete discussion of the taxpayer cost of government

The past exclusion of American blacks from many public schools is but one unpleasant consequence of the dominance of government and politics in schools.

Choice is the engine for a market economy in all goods and services. Why shouldn't parents have the right to choose better schools for their children?

Parents can also exercise choice in an assignment system by selecting a residence in a school district they desire. However, this is still a very limited choice and unavailable to many families, especially those in lower income brackets who cannot afford homes in desired school districts.

Why Parental Choice Works

Parents and Students as Consumers

In their daily lives as consumers, people make decisions about the products they consume. As the markets in these various products have expanded over the years, manufacturers have given consumers more choices in order to compete with other companies. Competition causes quality to increase and firms to operate more efficiently. The growth of the advertising industry on Madison Avenue can be attributed to the increased number of choices and the need to measure and compare them.¹³ Choice is the engine for a market economy in all goods and services. The foundation of basic economic theory is the ability of individual consumers to choose one good over another based on their own preferences. Parents prefer good food for their family over poor food. As a result of economic freedom, they have the right to choose better food, even if it means that better restaurants and grocery stores thrive while others close. Parents prefer better automobiles over poorer ones. They have the right to choose the cars they want, even if it means that some auto-makers expand production and others close plants. Parents prefer good schools over poor schools for their children. Why shouldn't they have the right to choose better schools for their children?

Parents as the Engine of Choice

The empowerment and transformation of parents into *active* agents is the foundation of educational choice theory. As a review of any literature on the subject of choice will indicate, parents are the primary advocates for school choice. A strong correlation has long been noted between parental involvement and children's success in school. Parents who advocate choice have asserted consistently that they consider their children's education a significant responsibility. The concept of choice takes full advantage of parents' valuable knowledge about their children and their respective talents, abilities, and learning styles. This information equips parents to make optimal choices about where their children should attend school and what kind of school might best suit their children's temperaments. Parents thus have the opportunity to become active agents in their children's education. Rather than be intimidated by this responsibility, parents who are able to make choices about schools generally feel empowered, which allows them to continue to play a full, active role in their children's education.¹⁴

schools.

¹³ See the discussion on choice improving the whole system, below, for an interesting example of advertising by public schools when parents gain choices.

¹⁴ Daniel McGroarty (in *Break These Chains*. Rocklin, CA: Prima Publishing, 1996, p. 193) reviews researcher John F. Witte's assessment of parental involvement in the Milwaukee Choice Program. In that program, parents making choices about their children's schools had "high parental involvement coming into the schools and even higher involvement once there." According to Witte,

A second reason parental choice works is that it allows educational programs to be tailored to the needs of individual students, not simply provided as a one-size-fits-all package. In what has become one of the seminal works on the educational choice movement, *Politics, Markets, and America's Schools*, John E. Chubb and Terry M. Moe explain that the system of public education created in the early twentieth century “was bureaucratic and professional, designed to ensure, so the story goes, that education would be taken out of politics and placed in the hands of impartial experts devoted to the public interest. It was the ‘one best system.’”¹⁵ As they argue against the one-system concept, Chubb and Moe emphasize the role that a market system could play in education:

A market system is not built to enable the imposition of higher order values on the schools, nor is it driven by a democratic struggle to exercise public authority. Instead, the authority to make educational choices is radically decentralized to those most immediately involved. Schools compete for the support of parents and students, and parents and students are free to choose among schools. The system is built around decentralization, competition, and choice.¹⁶

The work of Chubb and Moe underscores a basic tenet of choice—the idea that competition will enhance the diversity and the quality of the entire educational system. As parents choose schools for their children, the schools they leave behind are forced to improve in order to compete; engaged in competition, these schools provide the energy for their own regeneration, thus improving the entire educational system.

The market approach that provides the philosophical underpinnings for the concept of school choice acknowledges the truth about children as students: that they have different educational needs and learning styles, and that they have a right to seek out a school that will best match their needs and aptitudes. The market system can offer diversity in the type of education offered to students as well as improved quality of the schools.

Human Capital

Gary Becker, the Nobel Laureate in Economics, addressed the “human capital” aspect of school choice in a presentation in Grand Rapids, Michigan, on October 24, 1996.¹⁷ Human capital is the investment in training, education, health, values, and other aspects of human potential. Human capital investments increase the ability of people to create wealth.

parents responding to surveys felt that in their choice schools they found “what they professed they were looking for when they entered the program—increased learning and discipline.”

¹⁵ John E. Chubb and Terry M. Moe, *Politics, Markets, and America's Schools*. Washington, D.C.: The Brookings Institute, 1990, p.4. Chubb and Moe note that David B. Tyack's book *One Best System: A History of American Urban Education* made the term “one best system” popular, although his work does not hold that one system is best for all.

¹⁶ Chubb and Moe, *Politics, Markets, and America's Schools*, p. 189.

¹⁷ Gary Becker, “Human Capital and the Family,” (available on cassette tape) Grand Rapids, Michigan: Acton Institute, 1996. Becker's work, *Human Capital* (1970) is the seminal work on the subject. See also his essay “Human Capital” in David Henderson, *The Fortune Encyclopedia of Economics*: New York: Warner Books, 1993.

Parental choice allows educational programs to be tailored to the needs of individual students, not simply provided as a one-size-fits-all package.

Parents have always been free to choose private schools for their children in lieu of sending them to government-funded public schools, although such choices required extra expenditures.

Becker called the current century the “age of human capital,” citing the tremendous growth in investment in human capital in this century, and the resulting huge increase in wealth. He noted that the widely varying economic growth rates among nations could best be explained by investments in human capital rather than by raw materials or other measures. Immigrants in the United States, he noted, have traditionally sacrificed in order to provide a better education for their children—a vivid example of investment in human capital. Becker noted, however, that the public school “monopoly” is a significant deterrent to further investments in human capital in the United States. He noted the “well documented” quality of private school education, particularly at Catholic schools. In his view, the unavailability of parental choice harms the poor in particular, since they do not have the same ability to move to better neighborhoods or purchase private schooling as do middle- or upper-class parents. He suggested vouchers as a workable solution to this problem, since they would enable parents to choose where to send their children.¹⁸ Finally, he noted that the improved competition would not only benefit the children who moved to private schools, but also the children who remained in the public system.

Becker’s remarks support a tuition tax credit plan in the State of Michigan as presented in this study. While this study argues that tuition tax credits are superior to vouchers, their ability to empower parents to improve their children’s education is roughly the same.

Michigan’s History of Parental Choice

Private Schools

Although parental choice emerged as a major public policy issue in the late 1980s, Michigan parents, like those in most other states, have always had some options in schooling their children. Parents have always been free to choose private schools for their children in lieu of sending them to government-funded public schools, although such choices required extra expenditures. Inner-city religious schools have long been a source of pride for cities and the religious denominations they represent because of the high-quality education these schools offer. Likewise, the more “elite” private academies in our state, such as Cranbrook or Detroit Country Day School, offer students a strong academic education and grant a small number of students need-based financial aid.

Scholarship Programs

Recent innovations have expanded parents’ options. Many families seeking alternative forms of education for their children have been aided by private scholarships provided by such entities as the Vandenburg Foundation, now known as CEO Michigan. According to Scott Gordon, Executive Director, during the 1997-98 school year, CEO Michigan awarded 462 scholarships statewide to students in 110 schools and 35 cities.¹⁹

¹⁸ Becker notes a small difference of opinion with his colleague Milton Friedman on this issue. Becker believes a voucher system should be targeted to the poor, because they suffer the most from the current system. Friedman favors a more open system. This study recognizes both these views and advocates a tuition tax credit that has the same maximum value for all, but is somewhat more accessible to low-income parents.

¹⁹ Scott Gordon, executive director of CEO Michigan, chronicles the impressive expansion of

These scholarships are available to parents who choose any school. Scholarship amounts are \$1,000 per year, and the recipients may receive the grant in successive years of schooling. Although the aid is still less than that needed for tuition at an alternative school, it is enough to enable many parents to place their children in an alternative school of their choice.

Located in Detroit, Cornerstone Schools were organized by a coalition of church groups, with support from businesses and community organizations, to offer educational opportunities to children from low-income families. First proposed by Adam Cardinal Maida in 1990, the schools have a Christian, though not explicitly Catholic, orientation. The curriculum is rigorous and is spread across an 11-month school year. The three schools established by the coalition offer assistance to students with a Partner Program, which matches each student with a partner who provides a \$2,000 grant to help defray the cost of tuition. The board of the organization, chaired by Michigan School Board member W. Clark Durant, is supported by monetary grants from 270 individual and corporate partners, including the Big Three auto-makers, Blue Cross and Blue Shield, and Detroit Edison. Partners provide more than monetary assistance, however. They also serve as a positive influence in the students' lives. Meetings between partners and students are arranged four times each year. During the 1996-97 school year, 409 students were enrolled in the Cornerstone Schools.

The success of Cornerstone Schools in creating a quality educational opportunity in an urban setting has won widespread acclaim. The organization has received awards from the Clinton Administration's National Education Commission on Time and Learning, along with Republican House Majority Leader Dick Arney's third annual "Freedom Works" award.²⁰

Choice in Higher Education

Unlike the system of elementary and secondary education, our system of higher education in Michigan has long been a system of choice. Graduating high school seniors have always had the opportunity to choose the schools, public or private, to which they apply for admission. It is important to note the many reasons behind students' choices of college, including financial circumstances, the students' interests, and the students' high school achievements. Parents and their graduating seniors survey a full range of options, knowing that because individuals differ, the institutions they attend cannot and should not all be homogenous. No government entity could ever weigh properly all these factors for each individual student and impose its choice. *Yet, the government attempts to do exactly that for primary and secondary school students.*

The success of the choice model for higher education is partly based on the relative freedom in financing options. The 1970 Amendment to the Michigan Constitution represses virtually all direct or indirect financial support for students attending private schools. No

the scholarship program: In the first scholarship year, 1993-94, 3 scholarships were granted, followed by 10 scholarships in 1994-95. During the 1995-96 school year, 162 scholarships were awarded, a number that doubled to 330 during the 1996-97 school year. CEO Michigan currently assists 462 students with scholarships.

²⁰ Carol Stevens, "Detroit's Cornerstone Schools Get Rave Reviews on Capitol Hill," *The Detroit News*, May 15, 1997, p. A-1.

No government entity could ever weigh properly all factors for each individual college student and impose its choice. Yet, the government attempts to do exactly that for primary and secondary school students.

One might question why the Michigan Constitution prohibits an 18-year-old student from getting a tax credit for tuition at a high school but allows it for college tuition.

such prohibition exists for higher education, and in fact, a wide range of government financing options are available to students at public and private colleges, even private religious colleges. These include government-subsidized loans and grants, tuition tax credits, and direct government aid to colleges and universities.²¹ While the direct aid for public colleges generally makes their tuition costs lower than those at private colleges, the existence of tuition tax credits and taxpayer-subsidized loans and grants has helped students exercise choice in higher education. One might question why the 1970 Amendment prohibits an 18-year-old student from getting a tax credit for tuition at a high school but allows it for college tuition.

Intra- and Inter-district Schools of Choice

In 1991 Michigan passed legislation that encouraged public school districts to experiment with intra-district school choice options. *Intra*-district choice allows students to apply to attend other schools within the same school district. *Inter*-district school choice, which allows students to apply to attend schools in other school districts, was rather limited in Michigan until 1996. In June of 1996, the governor signed Senate Bill 851, the annual appropriations bill for school aid, which authorized inter-district schools of choice within intermediate school districts. School districts within the intermediate school district can make decisions about the extent to which they will participate in the inter-district choice program. Since the 1996-97 school year is the first year of the program, significant data are not yet available, but the existence of the program gives at least some parents yet another option to pursue as they decide on their children's schooling.²²

Some parents have also been able to send their children to traditional public schools in other *intermediate* school districts. This, however, requires the permission of the receiving school district superintendent and, if funding is to be released, the permission of the home school district superintendent. If funding is not released, the receiving school district may charge the parents tuition. For example, Rory Pettipas was refused a funding release by the Meridian School District superintendent when his parents chose to enroll him in a gifted and talented program at Handley Elementary School in the Saginaw Public School system. His parents were charged \$1,800 tuition.²³

Charter Schools or Public School Academies

Perhaps the most promising expansion of parental choice in Michigan occurred in late 1993 when the Legislature passed charter school legislation as part of a package of bills reforming educational programs and funding. Enacted in 1994, the current public school academy statute gives state public universities, community colleges, and intermediate and

²¹ A variety of these programs exist at both the state and federal level. (For a discussion of Michigan's tuition tax credit for college tuition, see the financial analysis section of this study.) However, a handful of colleges, led by Michigan's Hillsdale College, refuse to accept any government funding because they do not wish to accept the government controls that accompany it.

²² Although the new inter-district options are promising, stronger legislation is necessary. Because the School Aid Act is examined every year during the appropriations process, the inter-district choice option could be deleted or altered in future budget years.

²³ "Sending Child To New Public School Costs Parents," *Detroit Free Press*, November 19, 1991, p. 3A.

local school districts the authority to contract for the creation of “public school academies” or charter schools, to provide education to Michigan’s students.²⁴ During the 1996-97 school year, 76 schools were operating under school charters. Although several universities, most notably Central Michigan University, have granted charters to establish schools, few school districts have exercised this option.

Addressing Misconceptions About Choice

The growing number of charter schools and the expanded choice options offered to Michigan residents are promising developments, but they were not achieved without struggle, turmoil, and acrimonious debate. Given the long and established history of public education, it is not surprising that the concept of expanded educational choice is threatening to some. Though Americans pride themselves on their innovations, advancements, and entrepreneurial spirit, we are still, as Chubb and Moe point out, a people who cling to our perceived heritage, our institutional underpinnings, and our founding creeds, even when the institutions we have inherited are no longer serving us well.

Some of those individuals and organizations that are opposed to the implementation of choice assert that parental choice will eventually lead to the disintegration of the entire system of public education. They argue that the system has served America well for years, and should not be significantly changed. In this century, it is true that a strong public school system has been one of the bedrocks of American society, serving as a cohesive force in a heterogeneous society and enabling people with varied backgrounds to live together in support of common goals and values. This government school system, which grew up from a network of local community schools, has traditionally been a place that offers not only a basic education in subjects such as reading and math, but also an education in citizenship and the workings of American government. However, that legitimate concern has in some cases given way to an overreaction against parents and others who believe they should pursue better alternatives.

Chester Finn, a senior fellow at the Hudson Institute and noted school reformer, has summarized the overreaction of some protectors of the current system in various states:

- A Queens, New York couple was charged with fraud for enrolling their 12-year old in a different school system.
- The public schools in Morrisville, Pennsylvania pay a \$500 bounty on nonresident students who are fingered for attending better schools without permission.

²⁴ The statute that originally provided for public school academies, P.A. 362 of 1993, was ruled to be unconstitutional by the Ingham County Circuit Court in November of 1994. The court held that public school academies were not public schools under state law because they were not under the exclusive control of the state. As a result of that ruling, another statute, P.A. 416 of 1994, was enacted to address the constitutional questions and to replace the previous statute.

Some individuals and organizations that are opposed to parental choice assert that it will eventually lead to the disintegration of the entire system of public education.

A Cleveland mother was actually jailed for putting her son in a neighboring school district “because I wanted him to have a better life and a better education.”

- A Cleveland mother was actually jailed for putting her son in a neighboring school district “because I wanted him to have a better life and a better education.”
- Illinois now has a criminal statute for “illegal school registration,” a misdemeanor punishable by jail and fines.

Finn concludes:

Fortunately for children, school choice is spreading despite the system’s efforts to stop it. And spread it should. There is no reason to confine children, against their families’ wishes, in a bad school when there’s a good alternative on the next block, in the next town, or even in the next state.²⁵

Other overreactions have appeared as well. Today, it is not unusual to see supporters of school choice, especially voucher supporters, to be labeled as “extremists” and lumped together with Ku Klux Klan members or termed a member of the “radical right.” The chief lobbyist for the Michigan Education Association (MEA), the state’s largest public school employee union, has said that anyone who supports educational vouchers is “basically racist in nature.”²⁶ The MEA also threatened to blacklist teacher education students at a public university if that university chartered public school academies contrary to the MEA’s demands.²⁷ One innocuous-sounding group, the “Coalition for Democracy,” supported heavily by the two main teachers’ unions in New York, even has a list of “extremist” groups, which includes such organizations as the Concerned Women of America, the National Association of Christian Educators, and an all-purpose listing for “Taxpayers’ Association: (list specific name.)”²⁸

Of course, the majority of those who defend or work in the public school system do not fall victim to these extreme overreactions. Most are rightly concerned with the quality of education and want it improved. Even among the more thoughtful opponents of parental choice, however, there are several misconceptions that can be dispelled by a review of the experience with parental choice around the nation.

Parental Choice Especially Helps the Poor

One of the major fears that critics voice about implementing a widespread parental choice program is the notion that it will hurt minorities and economically disadvantaged students and benefit only those who least need it. The evidence demonstrates overwhelmingly that this is not the case. In his review of the Milwaukee Choice Program, Daniel McGroarty points out that through the first four years of Parental Choice in Milwaukee, an average of 92 percent of all children receiving choice vouchers were African-

²⁵ Chester E. Finn, Jr., “Cheating the Child to Save the ‘System’,” *The New York Times*, May 17, 1997.

²⁶ See “Teacher Unions: Are They Helping or Hurting Education?,” Mackinac Center for Public Policy, <http://www.mackinac.org/mea>.

²⁷ <http://www.mackinac.org/mea>

²⁸ Mike Antonucci, “Who’s an Extremist?” *The Wall Street Journal*, May 20, 1997. Antonucci is the managing editor of the California-based Western Journalism Center.

American or Hispanic.²⁹ Chester Finn reports that in a sample of almost 8,400 charter school students across the states, 63 percent were members of a minority group.³⁰ Many existing private schools located within cities have already opened their doors to minorities and the economically disadvantaged, offering full tuition scholarships to those demonstrating need. In addition, charter schools in Michigan and across the nation have been created expressly to serve populations that have traditionally been locked into an assigned government school. Fears of creating an elitist system are unfounded. Expanded school choice programs *increase* rather than decrease the range of students taking advantage of alternative schools.

Parental Choice Does Not Reduce Educational Resources

A second charge made by opponents of expanded school choice is that it will somehow de-fund the public school system, resulting in its financial bankruptcy or an inability to pay for essential programs. Of course, it is true that choice will allow dollars to follow students. In nearly all states participating in inter-district choice programs, the funding follows each student from the original school district in which he or she resides to the chosen school and its district. This, necessarily, results in a reduction of the overall grant to the original school district, and an increase in the resources to the school receiving new students. For example, due to the opening of two large charter schools in the mid-Michigan area in the 1996-97 school year, the Lansing School District experienced a “loss” of just under four million dollars in state aid when approximately 700 students left the district.³¹ Of course, these new charter and other public schools “gained” the same amount of money as was “lost” by this school district. Thus, the government education system as a whole did not lose money, and parents and their children gained an *increase in options*.

When choice is extended to private schools, even more resources are deployed for education. Dollars follow the students, although in a more indirect manner. Other dollars, from private sources, also flow in. Thus, even when choice options include private schools, the overall resources devoted to education need not decrease.³²

Parental Choice Improves the Whole System

The dynamic of school choice improves the whole system because competition favors the consumer in every market. The market for education is no different.

Competition has certainly improved the products and services of other industries. In the 1980s, U.S. automobile manufacturers were faced with increasing competition from Japanese car makers, who produced safer, more efficient, and more reliable products. In response to losing significant market share, U.S. automobile manufacturers simultaneously

²⁹ McGroarty, *Break These Chains*, p. 188.

³⁰ Chester E. Finn, Jr., Bruno V. Manno, and Louann A. Bierlein, “Executive Summary,” *Charter Schools in Action: What Have We Learned?*. Indianapolis, IN: Hudson Institute, 1996, p.1.

³¹ Public schools receive a basic per pupil foundation grant for each student attending their schools. The Lansing School District foundation grant for the 1996-97 school year is \$5,912. When the district loses students, it loses the grant for those students. It is important to note, however, that the amount of the per pupil grant flowing from the state to the school district remained constant.

³² See the discussion on public and private school costs, in Appendix I, which details how private school tuition is typically supplemented by substantial other private funds.

One of the major fears that critics voice about parental choice is the notion that it will hurt minorities and economically disadvantaged students. The evidence demonstrates overwhelmingly that this is not the case.

One of the strengths of parental choice is that—just as a restaurant need not lose all of its customers before the chef gets the message—even a small number of students choosing an alternative school can send a powerful message to traditional public school administrators.

formed partnerships with foreign manufacturers and launched extensive efforts to improve their products.³³ Thus, competition brought about improvement in products offered by all manufacturers—both national and foreign. Today, U.S. manufacturers again lead the world in many markets.

Now consider the Lansing School District discussed above. In response to “losing” 745 students to other districts and charter schools in the 1996-97 year, the Lansing School District is creating more options to offer its residents. The school district has added a sixth grade to one of its existing elementary schools and plans to pilot several more K-6 schools in the coming year. In addition, the school district is considering offering all-day kindergartens in some of its elementary schools. Finally, in the ultimate tribute to the power of consumer choice, the district has launched an advertising campaign to showcase its new and improved offerings.³⁴ In the case of the Lansing School District, the exercise of choice options by about 700 students has generated better programs for the over 17,000 who remain in the traditional schools.³⁵

One of the strengths of parental choice is that—just as a restaurant need not lose all of its customers before the chef gets the message—even a small number of students choosing an alternative school can send a powerful message to traditional public school administrators.

The logic that choice options help even those students who stay in the traditional public school system is now overwhelming. A recent “Editorial Notebook” column in *The New York Times*, subtitled “How Choice Changes Public Schools,” confirms how even mainstream opinion has been moved by the evidence now at hand:

In Milwaukee, the threat of expanded competition has worked precisely as Milton Friedman predicted. A system that once treated parents with contempt has begun to answer their calls and embrace local experiments through a charter school and other partnerships with community groups. A city that once rebuffed requests for public Montessori schools now has them. Said John Gardner of the Milwaukee school board: “A system that has been arrogant and indifferent for 20 years has suddenly got religion.”³⁶

³³ It is interesting to note the parallels between the actions of those who fought competition in the auto industry and those who fight it in the education industry. Many auto union leaders supported protectionist trade barriers to prevent foreign manufacturers from selling in the US market. Similarly, many teacher union officials want to preserve protectionist barriers preventing private schools from selling their services in an open market.

³⁴ Mark Mayes, “Lansing Schools to Unleash Marketing Push,” *Lansing State Journal*, May 5, 1997. The advertising even extends to placemats in local restaurants touting a “parade of schools.”

³⁵ Data from Michigan Department of Education, 1996-97 year, indicate 17,851 students enrolled during the year. Thus, the movement of about 1 in 24 students was all it took to force significant change in the Lansing district.

³⁶ Brent Staples, “Showdown in Milwaukee/How Choice Changes Public Schools,” *The New York Times*, May 15, 1997.

Teachers Benefit from Parental Choice

Teachers benefit from educational choice because, with a greater number of independent schools, they have more employment choices. Today, if a teacher feels he or she is underpaid, overburdened by red tape, not respected as a professional, or otherwise treated poorly by administrators, the only real option is to leave town and move to another school district. This is because the same employer, the school district, operates nearly all the schools in the area, which practically equates to a monopoly purchaser. With more private and charter schools, however, there will be increasing pressure on school administrators to treat teachers well or risk losing them to competing schools. Teachers can take advantage of better opportunities to teach without having to move their residence.

Parental Choice Helps Those Most in Need

Another criticism of expanded choice asserts that government schools will be left with the poorest performing, most difficult to educate students—the intractable, the unfocused, the “impossible” individuals. Evidence gathered from school choice programs has not supported this assertion. In the case of the Milwaukee Choice Program, the “skimming” of only “good” or “desirable” students has not taken place. John Witte, who completed several evaluations of the Milwaukee Choice Program, observed that the program seemed to provide an alternative educational environment for students who were not succeeding in the traditional public school. Although Witte’s review of the choice program in Milwaukee is not completely positive, he nevertheless acknowledges that students who were not “making the grade” could always find a place where they were welcome and free to succeed.³⁷ Most schools participating in choice programs, whether they are private, public, or charter schools, seem eager to convey the message long ago inscribed on the Statue of Liberty: “Give me your tired, your poor, / Your huddled masses yearning to breath free . . .”³⁸

Indeed, even *The New York Times* now recognizes that choice programs offered to economically poor students help them achieve more and pressure the public school system to improve:

Desperate to find a remedy for failing schools, several states are considering voucher experiments that would offer low-income students private-school scholarships at public expense. . . . A study of the longest-running experiment in Milwaukee suggests that vouchers can improve the prospects of the poorest and least prepared students. . . . More work needs to be done to see if the gains are sustained. But the Milwaukee data should serve notice on the teachers’ union—and large, urban districts everywhere—that if the schools do not improve quickly, vouchers could become irresistible.³⁹

³⁷ McGroarty, *Break These Chains*, p. 192.

³⁸ From “The New Colossus,” a sonnet by poet and essayist Emma Lazarus, which is inscribed on the Statue of Liberty.

³⁹ “A Lesson From Milwaukee,” editorial, *The New York Times*, April 25, 1997.

Teachers also benefit from educational choice. With more private and charter schools, there will be increasing pressure on school administrators to treat teachers well or risk losing them to competing schools.

Urban Leaders Themselves Are Demanding More Choice

If the defenders of the current system are correct in their criticism that choice will hurt the urban poor, we should see urban leaders resisting choice strongly. In fact, just the opposite is the case. In Detroit, Milwaukee, Cleveland, and other cities across the country, urban leaders and parents are at the forefront of demands for choice.

In an essay supporting a modified voucher plan for Cleveland's public schools, Hugh Calkins, a member of the Cleveland School Board from 1965 to 1969, examines the claim that choice will "skim the cream." Calkins addresses the concern that students who do not take advantage of choice options and remain in their home school may sustain losses that equal and perhaps exceed the gains that those who leave the system may achieve.

I respond that it is intolerable to deny better education to inner city children with the gumption to seek it, in order to help others who are less determined to escape the ghetto. Moreover, the gains and losses are closely related to the degree of involvement that parents have in their children's education, and providing real choices is the best tool we have to increase the number of involved parents and the intensity of their involvement.⁴⁰

Mr. Calkins's comments underscore the danger of focusing primarily on individuals who choose *not* to make a choice about their schools. It may well be true that those students will, for a time, exist in a school that does not meet their educational needs. But many students in public schools find themselves in this situation right now. The very existence of expanded choice options will bring about changes in the educational environments in the students' home districts. In Michigan, as charter schools have attracted increasing numbers of students, the traditional public schools have doubled their efforts to "win back" departing students.⁴¹

Mr. Calkins's words also serve as a reminder that parents should be the primary caretakers of their children's education, rather than allowing the state to assume that role. Parents deserve the freedom to seek a better education for their children if they think the current system is failing to provide one. Any objection to allowing parents the right to send their children to a better school, because doing so somehow undermines a "system," is significantly flawed. Parents would not accept such an argument with a child seeking medical care: ("But Johnny can't go to a better doctor; what would happen to the staffing levels at our government-assigned clinic?") People would not accept it for choosing where to live: ("No, I'm sorry, Mrs. Smith, you and your husband cannot move out of town; we need your residency in order to keep up our revenue sharing.") Similarly, it cannot be accepted with respect to education.

In Detroit, local ministers have come together to demand choices in education that extend outside the government school system. A large group of urban leaders, including the former superintendent of the Detroit School District, Deborah McGriff, have traveled to Cleveland and Milwaukee to personally review their choice programs. In both cities, pilot

⁴⁰ Hugh Calkins, "School Vouchers—A Middle View," *Education Week*, Sept. 11, 1996, p. 35.

⁴¹ See the example of the Lansing School District, above.

Any objection to allowing parents the right to send their children to a better school, because doing so somehow undermines a "system," is significantly flawed.

programs offer vouchers to parents of school-age children, which can be used at private schools. The ministers emerged impressed and vowed to support choice programs for their citizens in Detroit. Reverend Edgar L. Vann, President of the Council of Baptist Pastors of Detroit and Vicinity, stated that there is no reason why every school—public and private—”should not be a part of the mix of positive choices available to parents.” The Reverend Ned Adams, Jr., pastor of True Faith Baptist Church and a member of the Baptist Council’s education committee, believes that without a choice among private schools, there is no incentive to drive school reform.⁴² Rabbi E.B. “Bunny” Freedman, former executive director of Yeshiva Beth Yehudah in Southfield, noted that “Parents who send their children to private schools are not getting a fair shake, because they are effectively paying twice for the education of their children.” He favors vouchers or tuition tax credits for parents.⁴³

Public opinion supports the ministers’ efforts. A February 1997 poll by the Lansing firm of EPIC/MRA for TEACH Michigan, an organization which supports school choice, found that Michigan residents support state-funded scholarships for poor children to attend any school of their choice.⁴⁴ The survey of 600 Michigan voters found that 54 percent favored such a plan.⁴⁵ In Detroit, full choice was favored by an even greater 60 percent.

A “Public Choice” Analysis of the Current System

Economics as a social science explains the behavior of consumers and producers. Both seek to satisfy their own preferences. Producers try to maximize profits. Consumers maximize their own utility, which normally includes cash income, creature comforts, and leisure time. The field of “public choice,” a branch of economics, extends these basic findings to the world of politicians, voters, and interest groups.⁴⁶ A brief public choice analysis explains many of the problems of the current system and points to parental choice as the solution.

Public choice analysis assumes that politicians, although they have a variety of desires, try to maximize their ability to get re-elected. They therefore pay more attention to organized interest groups, the media, and segments of the population which actively participate in politics than to the public at large. This is not to say that politicians are immoral or operate against the wills of the voters. Rather, just as retailers court those customers who have the most to spend in their stores, politicians listen to those who have the

⁴² Bill Johnson, “Powerful Baptist Council Leans Toward Favoring School Vouchers,” *The Detroit News*, April 20, 1997, p. 5B

⁴³ Johnson, “Powerful Baptist Council Leans Toward Favoring School Vouchers,” p. 6B.

⁴⁴ “Michigananders choose vouchers to help kids in failing schools,” Lansing, Michigan: Teach Michigan Education Fund, February 24, 1997; Johnson, “Favoring School Vouchers,” p. 5B. The poll also asked a separate question for the *Detroit Free Press* about a proposal that the state take over failing public school districts. The public opposed the plan by a 53% majority.

⁴⁵ The pollsters indicate a margin of error of four percentage points.

⁴⁶ The founding works of the public choice school are those by Gordon Tullock and James Buchanan, who co-authored *The Calculus of Consent* in 1962. Buchanan was awarded the 1986 Nobel Prize in Economics for his work. The Society of Public Choice was started in 1965 by these two men, and is loosely affiliated with a journal devoted to the field. The Society has a Web site at <http://sunsite.unc.edu/public-choice>.

A 1997 poll of 600 Michigan voters found that 54 percent favored state-funded scholarships for poor children to attend any school of their choice. In Detroit, full choice was favored by an even greater 60 percent..

There is no organized lobby for parents concerned about their children's performance. There are, on the other hand, a number of very organized, politically active interest groups that support the current system.

most impact on their re-election. In politics, it is the squeaky wheel and, more particularly, the well-funded, influential wheel, that gets the grease.

When this insight is applied to the current public school system, it is easy to see why “the system” as a whole has developed a resistance to competition. There is no organized lobby for parents concerned about their children’s performance.⁴⁷ There are, on the other hand, a number of very organized, politically active interest groups that support the current system.⁴⁸ While these organizations—public school employee unions, school board and administrator associations, intermediate school districts, urban and rural school districts—do not agree on all points, they all tend to oppose parental choice and support more money for the current system. Although it is clear that the vast majority of the individual members of these organizations also support better education for children, the vocal lobbying groups representing these individuals are concerned primarily with protecting institutional interests. Even though it is not in the best interests of parents and students, the typical politician responds to the powerful calls for more money for a system that is protected from outside competition.⁴⁹

Dr. William Allen, Dean of Michigan State University’s James Madison College, analyzed Michigan’s current education system and highlighted the structural deficiencies that prevent citizens from demanding and receiving quality, cost-effective educational services. He notes that “due to the lack of market-like mechanisms,” consumers must use the political process. For ordinary citizens in the political process, the costs are high and their ability to influence is limited, when compared to the highly-organized employees of the current system.⁵⁰

Thus, it is not surprising that, as the general populace has increasingly noticed the decline in overall performance, the defenders of the system do not wish to embrace the very change that would best address the problem. That change—market competition for students—provides every student a better chance to succeed, but also reduces the power, prestige, and money that accrue to the traditional public school system.

⁴⁷ Nineteen centuries before the emergence of “public choice” as a school of economics, the Roman lawyer Pliny the Younger made a direct observation on this point. He noted that he was less likely to send children to a school maintained by public funds than to those supported by private tuition, because the teachers at the taxpayer-funded school paid more attention to the concerns of politics than to the desires of the parents who placed their children in their care. *Letters and Panegyricus*, “Letters,” Book IV, XIII (Louden, William Heineman, 1969). Quoted in Andrew Coulson, “Markets versus Monopolies in Education: The Historical Evidence,” *Education Policy Analysis Archives*, vol. 4 number 9. (June 1996) College of Education; Arizona State University. Available at <http://olam.ed.asu.epaa/v4n9.html>.

⁴⁸ The fiscal analysis section, in Appendix I, cites a study showing the likely voting behavior of teachers and parents in a Michigan school millage election. Their behavior was entirely consistent with the “public choice” theory discussed here.

⁴⁹ Chubb and Moe present a thorough discussion of public choice and politics in their chapter entitled “An Institutional Perspective on Schools,” in *Politics, Markets and America’s Schools*, pp.26-68.

⁵⁰ Allen and Toma, *A New Framework*, pp. 129-131.

More Money Alone Will Not Improve Public Education

Before concluding that parental choice in education is the best improvement to the system, we should at least consider one alternative: that simply devoting more resources to traditional public schools will dramatically improve their performance. That question has been conclusively answered. Indeed, now even mainstream economists accept that simply spending more money on traditional government schools will not significantly improve education. Edward Gramlich, the Dean of the Public Policy School at the University of Michigan, and a former Acting Director of the Congressional Budget Office, has long been concerned about lagging national investment in human and physical capital. He notes in his 1992 Brookings Distinguished Lecture on National Priorities:

Two types of public consumption seem especially in need of attention—education and health care. In both cases, aggregate measures of performance are lagging badly. In both cases, this lag is in the face of big increases devoted to the problem.

Take first education. There John Chubb and Eric Hanushek make a powerful argument that further resources devoted to the problem without structural reform will simply make the nation's schools more expensive, not better. Their macro argument is that over the last 30 years real expenditures per pupil have tripled but most measures of test performance have dropped sharply. Their micro argument is that most careful research studies have simply not found any relationship between resource inputs and output measures such as achievement test scores. Presumably the missing ingredient here is some form of performance incentive, but even this is not very clear.⁵¹

Gramlich confirms what free-market advocates have been saying for some time: simply putting money into the current system has not worked in the past and will not in the future.⁵² More recent work, including a comprehensive analysis of Michigan schools by Dr. Allen, again finds a weak relationship between increased expenditures and improved school performance.⁵³

⁵¹ Edward M. Gramlich, Distinguished Lecture on Economics in Government, "Setting National Priorities: 1992," in *Journal of Economic Perspectives*, vol 6 No. 2 (Spring 1992), p. 7-8; John Chubb and Eric Hanushek, "Reforming Educational Reform," in Henry J. Aaron, ed., *Setting National Priorities: Policies for the Nineties*. Washington, D.C.: Brookings Institution, 1990, pp. 213-47.

⁵² See, for example, in Michigan, Patrick L. Anderson, *Proposal A: An analysis of the June 2, 1993 Statewide Ballot Question*. Midland, Michigan: Mackinac Center for Public Policy, 1993. Anderson summarizes analyses, including earlier work by Hanushek, showing no connection between government school spending and performance.

⁵³ Allen and Toma, *A New Framework* pp. 102-103. Allen and Toma use regression analysis to isolate the contributions of various factors to better performance, measured by graduation rate and dropout rates in various Michigan public school districts. Public expenditures per student was not statistically significant (at the .05 level) in explaining either graduation or dropout rates, and was significant at the .10 level for dropout rate alone. In layman's terms, this evidence indicates there is less than a one-in-twenty chance that public expenditures per student on their own cause a change in graduation or dropout rates.

Even though it is not in the best interests of parents and students, the typical politician responds to the powerful calls for more money for a system that is protected from outside competition. Mainstream economists now accept that simply spending more money on traditional government schools will not significantly improve education.

We need to return power, authority, and responsibility to parents, rather than leaving it vested in politicians and administrators.

Gramlich, writing in 1992, was not yet convinced performance incentives were the answer. Today, the case for performance incentives is clear and compelling. Indeed, more aggressive reformers go well beyond the parental choice plan proposed herein. They argue that the government school system has completely outlived its usefulness and should be totally replaced. Lewis J. Perelman, in *School's Out*, argues that choice is essential, but does not go far enough:

However, the need not merely for “choice” but for *commercialization* of education has been overlooked by most would-be reformers. We need commercial choice and competition in schools first to goad technological innovation—the profit motive is essential to reward the creation and provision of productive technologies.⁵⁴

While Perelman argues for outright commercialization, Dr. Allen argues for a new framework of public ownership of schools, in which competition on price and quality would drive the system:

We advocate provisions by which all K through 12 education will be non-governmentally operated. We propose to eliminate all jurisdictional barriers to school selection. No single structure of educational governance would be imposed by the State, even as the State preserves its commitment to equitable funding for Michigan students. Schools will be owned by individual shareholders, who will operate each school acting through their respective boards of directors.⁵⁵

Thus, we need to change the incentives if we hope to change the outcome.

A Call for Reform: Empowering Parents

We need to return power, authority, and responsibility to *parents*, rather than leaving it vested in *politicians and administrators*. Parents have the responsibility for the welfare of their children. As choice options have become more widespread, it is apparent that parents are eager to accept the responsibility for their children’s schooling. The problems of our existing public education system—the increase of violence in the schools, the breakdown of communication between students’ homes and the school, the inconsistent level of graduating students’ basic skills—all point to an enervated, overburdened system that needs more than increased funding, administrative tinkering, or pedagogical experimentation. It needs wholesale change in which students and their parents can become an integral part of a new system—a dynamo of improvement.

⁵⁴ Lewis J. Perelman, *School's Out*. New York: William Morrow, 1992, p. 184.

⁵⁵ Allen and Toma, *A New Framework*, p. 1.

II. Michigan Constitutional Restraints on Parental Choice

History of Article VIII, Section 2

The Michigan Constitution of 1963, Article VIII, Section 1, states the following: “Religion, morality and knowledge being necessary to good government and the happiness of mankind, schools and the means of education shall forever be encouraged.”⁵⁶ In adopting this language—which sprang from the 1787 Northwest Ordinance—the people asserted that education is vital to our society and that knowledge, morality, and religion are necessary elements of that education.

The very same Constitution, however, and also the U. S. Constitution, place limits on the extent to which the government can support religious activities and organizations. This situation has created a tension between various visions of church and state separation and has shaped the current Michigan Constitutional provision regarding educational options for parents and students, especially with respect to nonpublic schools.

“Parochialism” and the 1970 Amendment

The delicate balance between church and state has been debated and litigated across the country for four decades.⁵⁷ While it is settled law that the government may not directly support religious instruction, it is also well established that the state can adopt policies which indirectly aid religious institutions, particularly through some form of tax preference.⁵⁸ The debate over taxpayer financing and private schools in Michigan reached a high point in 1970 and is again headed into the mainstream of Michigan politics. A brief history is instructive.

Since at least 1939, the state had provided indirect support for private schools, for auxiliary functions such as transportation, testing, health, and special services for handicapped children.⁵⁹ Even prior to that, at least beginning in 1921, some “shared time” classes were held involving both private and public school students, which continued until at

⁵⁶ Constitution of the State of Michigan of 1963, Article VIII, Section 1.

⁵⁷ This is dated from the court decisions outlawing school prayer which occurred in the late 1950s and early 1960s, but there has been constant tension over the balance between government and religion since the founding of the nation. Cases on schools and religion have reached the U. S. Supreme Court on several occasions, and these cases mostly determine the outlines of allowable activities. The seminal supreme court cases in the last few decades have been *Everson v Board of Education* (1947), *Lemon v Kurtzman* (1971), *Committee on Public Education v Nyquist* (1973), *Mueller v Allen* (1982), and *Rosenberger v Rector* (1995).

⁵⁸ *Rosenberger v Rector and Visitors of Univ. of Va.* 515 US ____, 132 L Ed 2d 700, 115 Sct 2510 (1995), (slip op. at 18). The court’s discussion here even encompasses direct aid, as long as the aid is for activities that are neutral toward religion. On the tax preference issue in particular, Justice Thomas in his concurrence in *Rosenberger v Rector*, p. 9, gives an extensive history of government tax exemptions for religious institutions.

⁵⁹ See “State Ballot Issue C: Prohibit Use of Public Money for Support of Non-Public Schools,” *Council Comment*, No. 833, Detroit, Michigan: Citizens Research Council of Michigan, October 14, 1970.

***The Michigan Constitution states the following:
“Religion, morality and knowledge being necessary to good government and the happiness of mankind, schools and the means of education shall forever be encouraged.”***

The problems of our existing public education system all point to an enervated, overburdened system that needs more than increased funding, administrative tinkering, or pedagogical experimentation. It needs wholesale change.

least 1970.⁶⁰ Starting in 1929, however, the state maintained a statutory prohibition on direct support for sectarian schools.⁶¹

Thirty years ago in Michigan, many parents who supported the expenses of their children at private schools and who also supported government schools, urged taxpayer-funded support for private schools. The increasing costs of operating the public school system and paying for private schools created significant support for partial taxpayer funding of private education. The legislature then passed Public Act 100 of 1970, the school aid bill for the year, which provided direct support to eligible private schools, which could be used only for instruction in nonreligious subjects.⁶² Michigan's law was similar in concept to those passed in a handful of other states, including Pennsylvania and Rhode Island.⁶³

The Michigan Supreme Court quickly upheld the law, ruling in an advisory opinion that "the Constitution of the State of Michigan did not prohibit the purchase with public funds of secular educational services from a nonpublic school."⁶⁴

The passage of the law then provided impetus for a campaign to amend the 1963 Constitution to prohibit state funds from being used to support education at private schools. A petition drive was mounted by the "Council Against Parochialism" to place an amendment on the ballot. The petitions were thrown out after a finding by the attorney general, and later the board of canvassers, that the petitions did not let the signers know whether the amendment would abrogate the education section of the Constitution. A split panel of the Court of Appeals, and then a 5-2 majority in the Michigan Supreme Court, ordered the issue onto the ballot.⁶⁵

However, a concern for maintaining institutional separation between church and state and avoiding "excessive entanglement" by preventing tax dollars from flowing to religious schools was probably not the only force which drove the ballot initiative. There was a heightened awareness of religious differences at that time in the state of Michigan, and with it came the concomitant concern that state dollars might be used to promote not just private education in general, but a specific religion. Thus the specter of "parochialism" was born.

The campaign itself was confused and bitter, with the effect of the proposal unclear to the voters as well as to public officials.⁶⁶ However, the amendment (Proposal C on the

⁶⁰ *Traverse City School District v Attorney General*, 384 Mich 390 at 407 (1971), note 2; and 411, note 3. "Shared time" generally means the education of children primarily attending nonpublic schools at public school or other taxpayer-funded facilities, where secular subjects are taught.

⁶¹ Compiled Law 7379 of 1929; *Council Comment*, October 1970.

⁶² The law allowed up to 50 percent of the salaries of certified lay teachers to be reimbursed by the state. *Council Comments*, October 1970.

⁶³ *Traverse City School District v Attorney General*, 384 Mich 390 at 406 (1971), note 1.

⁶⁴ *Advisory Opinion re Constitutionality of 1970 PA 100*, 384 Mich 82 (1970); as cited by the same court in *Traverse City School District v Attorney General*, 384 Mich 390 at 406 (1971).

⁶⁵ *Council Comments*, October 1970.

⁶⁶ The Supreme Court later noted the "voter was barraged by contradictory statements," including those made by prominent supporters and public officials. *Traverse City School District v Attorney General*, 384 Mich 390 at 407-409 (1971), note 2. See also *Council Comment*, October 1970.

November 1970 ballot), was approved by a margin of 338,098 votes: 1,416,838 to 1,078,740. The new language added to Article VIII, Section 2 provided the following:

No public monies or property shall be appropriated or paid or any public credit utilized, by the legislature or any other political subdivision or agency of the state directly or indirectly to aid or maintain any private, denominational or other nonpublic, pre-elementary, elementary, or secondary school. No payment, credit, tax benefit, exemption or deductions, tuition voucher, subsidy, grant or loan of public monies or property shall be provided, directly or indirectly, to support the attendance of any student or the employment of any person at any such nonpublic school or at any location or institution where instruction is offered in whole or in part to such nonpublic school students.⁶⁷

The Effect of the 1970 Amendment

The amendment was so restrictive that the Michigan Supreme Court had to determine not only whether it prohibited direct aid, but also whether or not it prohibited the wide variety of indirect services that were shared, supported, or financed by private agencies and the state and federal government. In the *Traverse City School District* case, the court interpreted the amendment to outlaw direct aid, but to continue to allow indirect and auxiliary services to be performed with taxpayer funding. However, the Court also ruled that a portion of the amendment which prohibits the use of public money to support the attendance of *any* student or the employment of *any* person at *any* such nonpublic school or at *any* location or institution where instruction is offered “in whole or in part” to nonpublic students was unconstitutional, void, and unenforceable because it contravened free exercise of religion.⁶⁸ The free exercise of religion is an important guarantee provided by the United States Constitution, and the Court ruled that Michigan voters could not overrule the U. S. Constitution.

Should Michigan Have the Most Repressive Constitution?

With the 1970 amendment, Michigan’s Constitution became one of the most repressive in the country with respect to parental choice involving nonpublic schools. In an attempt to limit state support to religious schools, advocates of the amendment foreclosed the opportunity for nonpublic school educational choice programs that were religion-neutral and consistent with state and federal constitutional requirements. Michigan residents have lived with the result for over a quarter of a century.

The passing of more than two decades has brought about change in Michigan. Nonpublic schools are attracting more students, support for parental choice in education is growing rapidly, and it is not clear that 1970s Proposal C would pass in our present day. It is time to reevaluate the language that is openly hostile and punitive to parents who would like to send their children to a nonpublic school without having to pay twice.

⁶⁷ Constitution of the State of Michigan of 1963, Article VIII, Section 2; added by amendment in 1970.

⁶⁸ *Traverse City School District v Attorney General*, 384 Mich. 390, 185 NW 2d 9 (1971).

With the 1970 amendment, Michigan’s Constitution became one of the most repressive in the country with respect to parental choice involving nonpublic schools. It is time to reevaluate the language that is openly hostile and punitive to parents who would like to send their children to a nonpublic school without having to pay twice.

Only with a well-educated populace can we achieve the peace, prosperity, and freedom that a constitutional democracy promises.

III. Expanding Parental Choice with a Universal Tuition Tax Credit

As demonstrated in the preceding sections, the Michigan Constitution clearly establishes the principle that education must be a top priority of Michigan citizens. Only with a well-educated populace can we achieve the peace, prosperity, and freedom that a constitutional democracy promises.

Since parental choice in education is such an effective method of improving the availability, quality, and efficiency of educational programs, it is vital that Michigan citizens work to provide more educational options for more students. There are essentially four ways to accomplish this: 1) allow parents and students to choose freely between existing public schools, even schools outside the home school district or the home intermediate school district; 2) remove the existing cap on the number of charter schools that may be created and reduce regulations that hinder such schools from starting; 3) implement a tuition voucher program; and 4) implement a tuition tax credit program.

After analyzing the various means of expanding parental choice in education, this section proposes a Michigan Constitutional amendment for a Universal Tuition Tax Credit. This tax credit is “universal” because, unlike traditional tuition tax credits, it applies to

- Any Michigan student
- Any Michigan elementary or secondary school, public or private
- Any taxpayer—individual or corporate; and
- Any of three major state taxes: the Individual Income tax, the Single Business Tax, and the State Education Tax (the statewide 6-mill property tax).

Choice Among Government Schools

As mentioned previously, Michigan law currently permits very limited choice between traditional public schools. Under legislation adopted in 1996, parents may send their children to any school within an intermediate school district, provided that the school district which contains the desired school has elected to accept such students. State funding will follow the child to the school of choice, thereby creating incentive for schools to satisfy parents and students.

However, parents who choose to send their children to a public school outside their intermediate school district may be required to pay tuition to the receiving school if the home school superintendent refuses to release to the school the state funding that would normally follow the student. This creates a financial disincentive for choice that not all parents are able to overcome.

This problem may be solved in one of two ways. A simple solution would be to allow the state foundation grant to follow the student to whichever public school he or she attends, without requiring permission of the home school district superintendent. A second

solution would be to provide a tuition voucher or a tax credit to parents who find themselves having to pay tuition to an alternative public school.

Choice among alternative government schools could also be enhanced by lifting the cap on the number of charter schools and by reducing the regulations that make it difficult to start and operate a new school.

Choice Among Private Schools

Although increasing choice between traditional public schools and increasing the number of charter schools will increase parental choice, both approaches fail to take advantage of the existing nonpublic school infrastructure. Currently 12 percent of Michigan elementary and secondary students are enrolled in Michigan nonpublic schools, institutions that are noted for their efficiency and results, and, in urban areas, are often oases of educational excellence in an environment of under-performing public schools. As with public schools, the quality of private schools varies widely, and of course not all private schools are superior to all public schools. But where the best educational opportunity is a private school, parents should be empowered to choose it for their children.

To engage these schools more fully in the quest for educational excellence, the most effective choice programs must reduce the bias against private schools that is currently enshrined in the Michigan Constitution and state law. The barriers that exist to private school choice have been described in detail in preceding sections.

What is the Best Method of Expanding Parental Choice?

Where parents choose an alternative school and are required to pay tuition—whether it be to a public school or a private school—the two methods of expanding choice most frequently advocated are the tuition voucher and the tuition tax credit, each of which has its own strengths and weaknesses.

Vouchers

The main strength of a voucher program is that it simply and straightforwardly empowers students who wish to attend an alternative school to do so. Under a voucher program, the state would provide a tuition voucher for a specified amount to any Michigan student who chooses to attend an alternative school. The alternative school at which the student enrolled would submit the voucher to the state for payment. In this way, depending on the amount of the voucher, the student's parents' tuition bill would be either reduced or paid in full. Such a system would reduce the injustice of parents of alternative school students paying twice for education, and provide financial means for more parents to choose alternative education that better meets the needs of their children.

However, tuition vouchers present several concerns. First, opponents argue that vouchers transfer public funds to private schools and thereby drain funds from public schools. Related to this is the argument that vouchers transfer public funds, albeit indirectly,

The two methods of expanding choice most frequently advocated are the tuition voucher and the tuition tax credit, each of which has its own strengths and weaknesses.

Voucher opponents argue that vouchers transfer public funds to private schools and thereby drain funds from public schools, and also that vouchers will spawn a new type of middle-class entitlement program.

to religious schools, raising a question of separation of church and state which concerns many people. These arguments touch upon a critical distinction between credits and vouchers. Under a voucher system, the State of Michigan would end up making payments to particular schools, including religious schools. Under the UTTC system, the State would not make any such payments whatsoever. Individual citizens and businesses would support the schools and students of their choice, and simply pay less taxes to the state as a result. There is no direct transfer of public funds involved.

Voucher opponents also argue that vouchers are more likely than tax credits to create a justification for government regulation of schools. Many people feel that if the state is transferring public funds to a person or organization, the state should have control over how that money is used. This leads to increased regulation of the receiving party. Tax credits and deductions, on the other hand, generate less incentive to regulate the receiving institution. Federal housing subsidies, for example, carry with them many more regulations than the home mortgage deduction. This is because the taxpayer is the one choosing to make a payment of his or her own funds, with only incidental tax consequences. This is not to say that there is no incentive to regulate tax credit or tax deduction programs, but rather that there is less incentive than when direct subsidies are involved. The last thing Michigan educators and students need is for nonpublic schools to be hamstrung with the same burdensome regulations that public school administrators and teachers complain about regarding their schools.

Voucher opponents also claim that vouchers will spawn a new type of middle-class entitlement program, with its concomitant trade associations and lobbying organizations seeking increased government funding. Vouchers present the classic public choice problem of concentrated benefits and distributed costs, providing great incentive for people to spend and little incentive to economize. A tax credit, on the other hand, requires that a taxpayer actually spend his or her own money first, and later pay reduced taxes as a result. There is still political incentive to increase credit amounts, but it is less than when a program involves “free money” sent by the government, such as is the case with many welfare programs.

Some have argued that permitting vouchers for only nonreligious schools would obviate the church and state objections, but that alternative is met with its own shortcomings. First, it would directly contradict the sentiments of Art. VIII, Sec. 1, which state that “Religion, morality, and knowledge being necessary to good government and the happiness of mankind, schools and the means of education shall forever be encouraged.”

Furthermore, such a provision may be unconstitutional on U. S Constitution First Amendment Free Exercise grounds. The Council Against Parochialism was careful in constructing Section 2 as a religion-neutral provision, and even so, part of it was held to violate the Free Exercise clause⁶⁹. In addition to constitutional concerns, such a provision would probably alienate many in the religious community, and it would enshrine in the Constitution disparate treatment of nonpublic sectarian and nonpublic nonsectarian schools. This is poor precedent, even if constitutional.

⁶⁹ *Traverse City School District v Attorney General.*

Traditional Tax Credits

The traditional tuition tax credit—whereby only a parent can claim a credit against his or her personal income tax for school tuition—requires no expenditure of public funds and therefore avoids or minimizes many of the problems with vouchers. Since the parent is paying the tuition directly, there is no transfer of public funds to religious schools, less incentive to create a new entitlement program, and less justification to regulate the nonpublic schools beyond current law.

The main weakness of the traditional tuition tax credit is that it fails to provide effective choice for low-income, and even many middle-income, families. These families simply do not have enough income tax liability to take advantage of a tuition credit.

A Better Choice: The Universal Tuition Tax Credit

The Mackinac Center for Public Policy has monitored the national educational choice movement for a decade and has developed an approach informed by the successes and failures of choice programs in other states as well as an understanding of Michigan politics and the economics of public choice.

To overcome the weaknesses of both vouchers and traditional tax credits, the Mackinac Center for Public Policy has developed an amendment to the Michigan Constitution which would establish the Universal Tuition Tax Credit (UTTC). When adopted, the UTTC will greatly expand quality educational opportunities for all Michigan students while reducing government expenditures for education. As discussed below, the UTTC is superior to vouchers, traditional tax credits, and other methods of expanding parental choice in education.

What is the Universal Tuition Tax Credit?

The Universal Tuition Tax Credit is based on the simple principle that Michigan citizens and businesses should make education a priority, and that those citizens and businesses that are already making education a priority should not be penalized or taxed unfairly. This occurs today when parents and others are forced to pay twice when they support nonpublic schools and when they pay additional tuition to send their child to a public school outside their home school district without a release of funds. The UTTC establishes basic fairness by allowing parents and others who choose an alternative school—public or private—to do so without being penalized. The UTTC will expand the effective options for parents and students so they may choose an educational opportunity that best meets their needs. As described here, the UTTC will benefit both public and nonpublic schools.

Unlike a traditional tuition tax credit that may be used only by parents to offset only their personal income tax, the UTTC is “universal” in character. It may be used by any Michigan elementary or secondary school student. It may be used for tuition paid to a public or private school. It is applicable against three separate state taxes and may be applied universally by any state taxpayer—individual or corporation—that pays tuition for a

To overcome the weaknesses of both vouchers and traditional tax credits, the Mackinac Center for Public Policy has developed the Universal Tuition Tax Credit (UTTC).

Unlike a traditional tuition tax credit, the UTTC is “universal.” It may be used by any Michigan elementary or secondary school student for public or private school tuition. It may be applied universally by any state taxpayer—individual or corporation—that pays tuition for a Michigan student.

Michigan student to attend an alternative Michigan elementary or secondary school. The credit may be applied to the state individual income tax,⁷⁰ the Single Business Tax,⁷¹ or the State Education Tax.⁷² It is important to recognize that the UTTC is a tax *credit*, not a tax *deduction*. This means that it can be subtracted directly from the taxpayer’s tax liability, not simply used to reduce the basis of the tax. Therefore, if a taxpayer has a pre-credit tax liability of \$3,000 and a tuition tax credit of \$2,000, the taxpayer would pay tax of only \$1,000.

The UTTC plan can be accomplished using the existing tax system and, with slight modifications, the existing mechanisms for tax payment, refunds for overpayment, enforcement mechanisms, and credits. Significantly, the Michigan Individual Income tax already allows tuition tax credits for tuition paid to certain colleges and universities. The UTTC modifies and extends this tax credit to elementary and secondary schools. The income tax already allows credits for property taxes (the “Homestead” or “circuit breaker”) and home heating costs. The property tax credit alone accounted for \$435 million in tax credits in 1993. Other credits are allowed for artwork, certain community foundations and homeless shelter donations, contributions to colleges and universities, and medical savings accounts.⁷³ Similarly, the Single Business Tax provides for a variety of deductions and credits.

How does the UTTC work?

The UTTC is very simple and straightforward. When a taxpayer pays tuition for a Michigan child to attend an alternative school, that taxpayer may claim a portion of the tuition paid as a credit against the tax liabilities mentioned above. The credit is non-refundable; that is, only taxpayers who owe taxes can claim the credit. Taxpayers who do not owe taxes cannot receive a “refund” from the state. The amount of the credit is limited under the plan in two ways.

First, the maximum allowable credit per child is phased in over a period of nine years, starting at 10 percent of the average amount received by state and local government per child in the Michigan public school system and eventually equaling 50 percent of the average per-child revenue. Thus, the tax credit will never be more than half of the amount received per child in the public school system.

⁷⁰ The state Individual Income tax is a tax levied on the adjusted income of all Michigan residents, currently at a rate of 4.4 percent.

⁷¹ The Single Business Tax is value-added tax levied on Michigan businesses with gross sales in excess of \$250,000. It is calculated using a formula that considers gross sales, payroll expenses, and the value of capital.

⁷² The state education property tax is the six-mill property tax levied on all owners of real property in Michigan. It is important to note that revenues from this tax accrue to the state of Michigan school aid fund, not local units of government. However, the tax is collected by local units of government.

⁷³ *Executive Budget Tax Expenditure Appendix, Fiscal Year 1996-1997*, Lansing, Michigan Department of Treasury.

To demonstrate with a simplified example, Table 1 shows the amount of the credit over a period of 9 years based on a constant annual per-child public school spending of \$6,000 (this amount would actually increase each year). The purpose of the phase-in period, as described later in this report, is to minimize impact on the state budget.

Table 1. Example of Nine-Year Phase In of Universal Tuition Tax Credit

Year	Average Per-Pupil Public School Revenue	Maximum Credit as a Percentage of Per-Pupil Revenue	Maximum Credit
1	\$6,000	10%	\$600
2	\$6,000	15%	\$900
3	\$6,000	20%	\$1,200
4	\$6,000	25%	\$1,500
5	\$6,000	30%	\$1,800
6	\$6,000	35%	\$2,100
7	\$6,000	40%	\$2,400
8	\$6,000	45%	\$2,700
9	\$6,000	50%	\$3,000
10	\$6,000	50%	\$3,000

Secondly, the credit is limited to 80 percent of the tuition paid, unless the student is from a family whose income falls below the federal poverty level, in which case the credit is 100 percent of the tuition paid, up to the maximum allowable credit. Requiring a non-creditable payment of 20 percent of the tuition for non-poverty-level families provides downward pressure on the cost of tuition, helping keep education efficient and affordable. The credit for students whose family income is below the federal poverty level is limited only to the maximum credit amount, making it easier for taxpayers to assist such students.

The UTTC is limited to 80 percent of the tuition paid, unless the student is from a family whose income falls below the federal poverty level, in which case the credit may be up to 100 percent of the tuition paid.

Mechanics of the UTTC Implementation

The state Legislature and the Michigan Department of Treasury would develop the administrative procedures for implementing the UTTC. Such procedures should include the following provisions, described in detail in the section “Legislative Implementation of the UTTC” below:

- Allow individuals and corporations the option to make one annual payment to a nonprofit scholarship organization or charitable foundation which acts as a conduit to make direct tuition payments and handle recordkeeping. This will remove from businesses and individuals the administrative burden of supporting multiple students at multiple schools.
- Modify the state Individual Income tax form to provide a convenient way for individuals to claim credit against their Individual Income taxes and state education property taxes.

The UTTC will vastly expand parental choice in education in Michigan, will overcome the shortcomings of traditional tuition tax credits, and will have no effect on the revenues of municipal governments.

- Modify the Single Business Tax form to provide a convenient way for businesses to claim credit against their Single Business Tax.
- Create a method whereby businesses and individuals can claim credit against the state education property tax.
- Provide for a standard receipt to be issued by alternative schools that will track tuition payments to each identified student and the maximum credit allowed for that student. This will assure that credits are accurately tracked and guarantee that the tuition payer can claim the proper credit.

Key Benefits of the UTTC

The UTTC has several distinct benefits:

1. The UTTC will vastly expand parental choice in education in Michigan, bringing with it the dynamics of consumer choice and a competitive educational marketplace. It will result in marked increases in educational quality, educational opportunity, and parental involvement.
2. The UTTC overcomes the shortcomings of traditional tuition tax credits by allowing both parents and non-parents to obtain tax relief when they support a student at an alternative school. By allowing the credit to be applied to three state taxes by any taxpayer, the additional money that could be dedicated to alternative school education would be significant. For Fiscal Year 1996-97, for example, the amount would be over \$7.5 billion.⁷⁴ Friends and relatives of a student could pay all or part of the student's tuition at an alternative school and receive credit against their Individual Income tax, state education property tax, or Single Business Tax. A corporation could also pay tuition and receive a tax credit against its Single Business Tax or state education property tax. The only cost to such taxpayers of assisting parents and students will be the minimal time required to complete the paperwork associated with claiming the credit.
3. The UTTC will have no effect on the revenues of municipal governments such as cities, counties, townships, and villages. Because revenues from the Individual Income tax, state education property tax, and Single Business Tax all accrue to the state of Michigan, the credits will not reduce local revenue.

Examples of How the Universal Tuition Tax Credit Could Be Used

The following are several examples of how the UTTC would work. These examples are based on an average per-pupil public school revenue of \$6,000, yielding a maximum

⁷⁴ This includes revenues of \$4.33 billion from the Individual Income tax, \$2 billion from the Single Business Tax, and \$1.14 billion from the state education property tax. *FY 1996-97 Appropriations Report*, Senate Fiscal Agency, July 1996, p. 140.

credit amount of \$3,000. These examples also assume that the maximum credit is fully implemented, which would only occur nine years after the UTTC was adopted. Until that time the actual maximum tax credit would be much smaller.

1. Mary Smith, a single mother of two with family income below the federal poverty level, lives in inner-city Detroit. She wants to take her children out of the public schools because of the lack of achievement her children are experiencing. She would like to send them to a local Catholic school known for emphasizing discipline and academic achievement. Luckily, ACME Motor Company, a large automobile manufacturer, has established a scholarship program for such families. ACME Motor's "Educational Hope Program" pays the entire tuition for both children (\$2,000 per child) and the company takes a \$4,000 credit against its Single Business Tax liability. ACME Motors advertises this program, which earns it much national and community goodwill. The program has cost ACME Motors nothing but the promotional expenses it chooses to incur.
2. James and Patty Williams like the "Gifted and Talented" program offered by Our Town Elementary, a public school located in a school district other than the one in which they live. They feel their son, a very bright and energetic learner, is not sufficiently challenged by the local school program. However, they are required to pay an additional \$2,000 to send their child to the public school outside their district because the local school superintendent will not release the funds. James and Patty—whose family income is above the poverty level and whose Michigan Individual Income tax liability is \$3,000—can take a \$1,600 credit (80 percent of \$2,000) against their tax bill, paying only \$1,400 in income tax. (Based on an actual Michigan case.)
3. Robert Doe, a wealthy real estate developer living in Oakland County, pays \$15,000 each year to send his only child to the Cranbrook Academy, a private school. He takes a tax credit of \$3,000 against his state Individual Income tax liability ($\$15,000 \times 80 \text{ percent} = \$12,000$, which exceeds the \$3,000 cap). This is the maximum credit amount any taxpayer—or combination of taxpayers—may claim per student. Therefore, it costs Mr. Doe \$12,000 per year instead of \$15,000 to send his child to the alternative school.
4. Robert Middleclass, a middle-income auto worker living in Kent County, pays \$4,000 each year to send his only child to the Gifted Science Academy, a private school. He takes a tax credit of \$3,000 against his state Individual Income tax liability ($\$4,000 \times 80 \text{ percent} = \$3,200$, which exceeds the \$3,000 cap). Therefore, it costs Mr. Middleclass \$1,000 per year instead of \$4,000 to send his child to the alternative school.

Drafting the Universal Tuition Tax Credit Amendment

As mentioned previously, any expansion of educational choice that includes non-public schools will require a change in the Michigan Constitution. This section presents detailed language for an amendment that would establish the Universal Tuition Tax Credit, and discusses the policy considerations surrounding the specific language.

It would be possible to amend the Michigan Constitution to simply permit tax credits, and then leave it up to the Legislature to implement such a system. But there are several problems with such an approach.

Constitution Versus Legislation

One question that should be addressed first is how much of the UTTC plan should be established in the Constitution as opposed to statutory law. It would be possible to amend the Michigan Constitution to simply permit tax credits, and then leave it up to the Legislature to implement such a system. There are, however, several problems with such an approach. First, opponents of parental choice in education, the most vociferous of which are the public school employee labor unions, have attacked such proposals by obfuscation. The more that is left to doubt regarding the specific details of a choice plan, the more opportunity its opponents have to paint a picture of bizarre and harmful situations that may occur under whatever plan does arise. Secondly, Michigan parents have little ability to influence the Legislature in matters of education reform when compared to the considerable power of the public education establishment (which includes administrators and teacher unions), which views parental choice as a threat to its operations.

General Considerations for Drafting

There are two primary considerations that govern the drafting of this proposal. First, the language must be as simple, clear, and concise as possible while still accomplishing the desired objective. The proposed language below consists of removing just 11 words from the existing Article VIII, Section 2, and adding four paragraphs. Second, the amendments should, as much as possible, leave existing statutory and case law undisturbed while still accomplishing the objectives. The debate over parental choice should focus on the merits of the Universal Tuition Tax Credit, not on issues resulting from changes that are unnecessary to implementing the UTTC.

Treatment of Existing Constitutional Language

(**Note:** Existing language is shown in normal type. Language to be eliminated is shown ~~striked out~~. Language to be added is shown in UPPER CASE.)

The policy objective with respect to amending the existing language of Article VII, Section 2, is to eliminate the prohibition on tax credits for nonpublic schools while maintaining the prohibition on vouchers.

Suggested revisions to the existing Article VIII, Section 2:

Section 2. The legislature shall maintain and support a system of free public elementary and secondary schools as defined by law. Every school district shall provide for the education of its pupils without discrimination as to religion, creed, race, color or national origin.

No public monies or property shall be appropriated or paid ~~or any public credit utilized~~, by the legislature or any other political subdivision or agency of the state directly or indirectly to aid or maintain any private, denominational or other nonpublic, pre-elementary, elementary, or secondary school. No payment, ~~credit, tax benefit, exemption or deductions~~, tuition voucher, subsidy, grant or loan of public monies or property shall be

provided, directly or indirectly, to support the attendance of any student or the employment of any person at any such nonpublic school or at any location or institution where instruction is offered in whole or in part to such nonpublic school students. The legislature may provide for the transportation of students to and from any school.

These modifications eliminate all barriers to tax credits and maintains the prohibition on vouchers. A prohibition on vouchers is important due to the fact that survey results show that public support for tax credits is much stronger than support for vouchers. As discussed previously, although vouchers would accomplish the objectives of parental choice and would improve the existing assignment system, they are less preferable to tax credits.

Establishment of the Universal Tuition Tax Credit

The policy objective of the UTTC is to establish a per-child tax credit against the state Individual Income tax, Single Business Tax, and State Education Tax for ANY taxpayer who pays tuition for a Michigan student to attend ANY Michigan public or non-public elementary or secondary school. The amendment is completely nondiscriminatory; it applies equally to nonreligious and religious schools, to private schools and to public schools.

To maintain incentive for tuition payers to be prudent purchasers of nonpublic educational services, the credit should equal only 80 percent of the tuition paid. The only exception to this restriction is that persons paying tuition for children from families whose income is below the federal poverty level should receive a tax credit equal to 100 percent of the tuition paid. However, in either case, the credit may not exceed a certain maximum amount. This maximum amount shall be 10 percent of the average state and local per pupil revenue for school district operating purposes for the first year following ratification and shall increase evenly over a nine-year period to 50 percent of the average state and local per pupil revenue for school district operating purposes.

Suggested language defining the UTTC:

TO IMPROVE PUBLIC EDUCATION BY EMPOWERING PARENTS WITH GREATER FREEDOM TO CHOOSE THE BEST AND SAFEST SCHOOLS THAT MEET THE INDIVIDUAL NEEDS OF THEIR CHILDREN, IT IS HEREBY ESTABLISHED THAT:

AS PROVIDED IN THIS SECTION, THERE SHALL BE A CREDIT AGAINST AMOUNTS PAYABLE UNDER THE STATE INCOME TAX, THE STATE SINGLE BUSINESS TAX, THE STATE EDUCATION TAX, OR ANY SUCCESSOR TAXES, AND OTHER TAXES AS PROVIDED BY LAW TO ANY PERSON FOR PAYMENTS MADE BY THE PERSON FOR TUITION FOR EDUCATION FOR ANY RESIDENT CHILD ATTENDING A PUBLIC OR NONPUBLIC ELEMENTARY OR SECONDARY SCHOOL IN THIS STATE.

A CONTRIBUTION TO A NONPROFIT ORGANIZATION SHALL QUALIFY FOR THE CREDIT AT THE TIME THAT 100 PERCENT OF THE CONTRIBUTION IS DISBURSED BY THE ORGANIZATION AS TUITION FOR INDIVIDUAL PUPILS PURSUANT TO THE LIMITATIONS OF THIS SECTION.

A prohibition on vouchers is important due to the fact that survey results show that public support for tax credits is much stronger than support for vouchers.

The primary purpose of the credit is to end the penalty on parents and others who both pay taxes to support public schools and pay tuition at alternative schools.

THE TAX CREDIT PER PUPIL FOR TUITION PAYMENTS FOR A PUPIL WHOSE FAMILY INCOME IS AT OR BELOW 150 PERCENT OF THE FEDERAL POVERTY LEVEL SHALL BE 50 PERCENT OF THE AVERAGE STATE AND LOCAL PER PUPIL REVENUE FOR SCHOOL OPERATING PURPOSES FOR PUBLIC ELEMENTARY AND SECONDARY SCHOOLS OR 100 PERCENT OF THE ACTUAL TUITION PAID, WHICHEVER IS LESS.

THE TAX CREDIT PER PUPIL FOR OTHER PUPILS SHALL BE LIMITED TO THE LESSER OF THE MAXIMUM CREDIT ESTABLISHED IN THIS SECTION OR 80 PERCENT OF THE ACTUAL TUITION PAID. THE MAXIMUM CREDIT PER PUPIL PERMITTED IN THE STATE FISCAL YEAR FOLLOWING THE RATIFICATION OF THIS AMENDMENT SHALL BE AN AMOUNT EQUAL TO TEN PERCENT OF THE AVERAGE STATE AND LOCAL PER PUPIL REVENUE FOR SCHOOL OPERATING PURPOSES FOR PUBLIC ELEMENTARY AND SECONDARY SCHOOLS. FOR EACH FISCAL YEAR THEREAFTER THE MAXIMUM CREDIT SHALL INCREASE OVER THE PRIOR YEAR BY AN AMOUNT EQUAL TO AN ADDITIONAL FIVE PERCENT OF THE AVERAGE STATE AND LOCAL PER PUPIL REVENUES, UNTIL THE MAXIMUM CREDIT AMOUNT PER PUPIL IS EQUAL TO FIFTY PERCENT OF THE AVERAGE STATE AND LOCAL PER PUPIL REVENUE.

THE LEGISLATURE MAY IN ANY YEAR INCREASE THE AMOUNT OF THE CREDIT APPLICABLE TO PUPILS WHO REQUIRE SPECIAL EDUCATION SERVICES, OR FOR ANY OTHER PUPILS AS THE LEGISLATURE DEEMS APPROPRIATE.

THE LEGISLATURE SHALL PROVIDE BY LAW FOR THE IMPLEMENTATION OF THIS SECTION.

The primary purpose of the credit is to end the penalty on parents and others who both pay taxes to support public schools and pay tuition at alternative schools. The purpose of extending a 100 percent credit to children of families below the poverty level is to provide educational opportunity to students whose parents may not be able to pay even the 20 percent of the tuition charged.

The phase-in of the maximum credit amount will create a positive fiscal impact on state finances by allowing time for students in traditional public schools to switch to lower-cost alternative schools, thereby reducing the amount of state funds needed for traditional public schools.

Protection Against Overregulation

The policy objective of this provision is to prevent nonpublic schools from being subject to regulations that hinder learning, discourage and frustrate professional educators, increase operating costs, and have no bearing on the health, safety, or education of students.

Suggested language to protect against overregulation:

THE LEGISLATURE SHALL NOT ADOPT ANY LAW IMPOSING REGULATIONS ON NONPUBLIC SCHOOLS OR THEIR PUPILS OR TEACHERS IN ADDITION TO THOSE

IN EFFECT ON THE DATE THIS SECTION IS RATIFIED EXCEPT BY A VOTE OF TWO-THIRDS OF THE MEMBERS ELECTED TO AND SERVING IN EACH HOUSE.

Public school teachers and administrators agree that current Michigan regulations impose excessive mandated procedures, recordkeeping, and reporting requirements that hinder the education process and drive up costs. It is important that nonpublic schools are protected from this same overregulation while maintaining a safe and healthy environment in which children can learn.

This language establishes a supermajority voting requirement as used in other portions of the Michigan Constitution. It is probably not feasible to specify particular areas to exempt from state or local regulation due to the difficulty of identifying and defining all such areas. Broad language prohibiting “burdensome” or “onerous” regulations is vague, would leave the definitions to the courts, and would invite charges that such language would spawn a flood of litigation. The best alternative is to limit regulation to the contours of the current Nonpublic Schools Act and require that future regulatory proposals are sufficiently compelling that a supermajority of the Legislature supports their enactment. One reason that nonpublic schools are efficient and effective is that they escape many of the debilitating restrictions and regulations that public school teachers and administrators complain about. The Nonpublic Schools Act has provided a sufficient regulatory framework to date and will continue to do so.

Legislative Implementation of the UTTC

The UTTC amendment requires the Legislature to enact an implementing statute to provide the means by which Michigan individual and business taxpayers may claim the tuition credit against the state Individual Income tax, the Single Business Tax, and the state education property tax. The implementation will involve three key areas: 1) accurately tracking the application of credits to specific students, 2) establishing a method by which taxpayers may financially support a number of students without having to engage in extensive detailed recordkeeping, and 3) developing the tax forms and filing procedures for claiming credits.

Tracking Tuition Payments and Credits

The first step to developing an effective implementation strategy is tracking tuition payments and applying the appropriate credit. A model of how this may be accomplished is the existing procedure for claiming a Michigan Individual Income tax credit for payment of college tuition and fees. As shown on the following page, form MI-1040, Schedule CT, requires taxpayers to identify each student’s name, Social Security number, college or university attended, college or university code number, amount of tuition and fees paid, and the amount of the credit. The form also requires the taxpayer to state whether someone else is contributing to the students’ tuition and fees.

1996 MICHIGAN College Tuition and Fees Credit

Schedule CT

Issued under P.A. 7 of 1995. Filing is voluntary.

▶ 1. Filer's First Name, Middle Initial and Last Name	▶ 2. Filer's Social Security Number
If a Joint Return, Spouse's First Name, Middle Initial and Last Name	▶ 3. Spouse's Social Security Number
<i>Office Use</i>	

Limitations To be eligible to claim the credit you must be a Michigan resident and your household income must be \$200,000 or less. Be sure to include income from both spouses.

Household Income.

4. Wages, salaries, tips, sick, strike and SUB pay, etc.....	4.	.00
5. All interest and dividend income (including nontaxable interest).....	5.	.00
6. Net rent, business or royalty income.....	6.	.00
7. Retirement pension and annuity benefits. Name of payer: _____	7.	.00
8. Net farm income	8.	.00
9. Capital gains less capital losses (see page 16, line 18)	9.	.00
10. Alimony and other taxable income (see page 16, line 19.) Describe: _____	10.	.00
11. Social Security, SSI or Railroad Retirement benefits.....	▶ 11.	.00
12. Child support (see page 16, line 21)	12.	.00
13. Unemployment compensation and TRA benefits	▶ 13.	.00
14. Other nontaxable income (see page 16, line 23). Describe: _____	14.	.00
15. Workers' compensation veterans' disability compensation and pension benefits.....	15.	.00
16. ADC and other FIA (formerly DSS) benefits	▶ 16.	.00
17. Subtotal. Add lines 4-16.....	17.	.00
18. Other adjustments (see page 16, line 27). Describe: _____	18.	.00
19. Medical insurance or HMO premiums you paid for you and your family	19.	.00
20. Add lines 18 and 19	20.	.00
21. HOUSEHOLD INCOME (maximum \$200,000). Subtract line 20 from line 17.....	▶ 21.	.00

22. Credit Amount (Complete all columns and round all amounts to the nearest dollar.)

Col. A Student Name	Col. B Student Social Security Number	Col. C Name of Michigan College or University Attended	Col. D College or University Code Number	Col. E Amount of Undergraduate Tuition and Fees Paid	Col. F Multiply Each Amount in Col. E by 4% (.04)	Col. G Credit Amount (Amount in Col. F or \$250 Maximum Per Student)
a	▶		▶	▶		
b	▶		▶	▶		
c	▶		▶	▶		
d	▶		▶	▶		
e Total Credit Amount	Carry this amount to your MI-1040, line 24. (Cannot exceed \$250 per student.)				▶ 22. \$.00

23. Is someone else contributing to undergraduate tuition and fees for the student(s) listed above? If "yes," enter the requested information on line 24 on the back of this form. ▶ 23. YES NO

I declare, under penalty of perjury, that the information in this claim and attachments is true and complete to the best of my knowledge.

I authorize Treasury to discuss my claim and attachments with my preparer.

Do not discuss my claim with my preparer.

I declare, under penalty of perjury, that this claim is based on all information of which I have knowledge.

Preparer's Signature, Address, Phone and ID No.

Filer's Signature Date

Spouse's Signature Date

24. Enter the information below if someone else is contributing to undergraduate tuition and fees for the student(s) listed on the front of this form. Continue using the same "a" through "d" references.

Column A Student Identification From Page 1	Column B Name and Address of Contributor
a	
b	
c	
d	

MICHIGAN COLLEGE AND UNIVERSITY CODE LIST

Approved colleges and universities are listed alphabetically with code numbers to the left of the name.

0504 Bay De Noc Community College	0330 Kalamazoo College	0592 Northwestern Michigan Comm. College
0508 Delta Community College	0335 Kendall College of Art & Design	0612 Oakland Community College
Detroit College of Business	0544 Kirtland Community College	0390 Reformed Bible College
0260 Detroit	0552 Lansing Community College	0045 Saginaw Valley State University
0265 Flint	0556 Macomb Community College	0405 Spring Arbor College
0270 Warren	0568 Mid-Michigan Community College	0624 St. Clair County Community College
0005 Eastern Michigan University	0025 Michigan State University	0412 Suomi College
0010 Ferris State University	0030 Michigan Technological University	0050 University of Michigan - Dearborn
0015 Grand Valley State University	0576 Montcalm Community College	0636 Wayne County Community College
0310 Hillsdale College	0580 Mott Community College	0070 Western Michigan University
0532 Jackson Community College	0035 Northern Michigan University	0065 Wayne State University

GENERAL INFORMATION

A nonrefundable Michigan income tax credit for college tuition and uniformly-required fees paid on behalf of a student is available for 1996. Uniformly-required fees are those fees which are paid by all students attending the named college or university.

To claim this credit, a taxpayer must be a resident of Michigan, have a household income of \$200,000 or less and file a *Michigan Income Tax Return* (form MI-1040).

The student must attend a Michigan institution of higher education which certifies that tuition will not increase in the ensuing academic year by more than 3 percent. See the list above. If your school is not listed, you may not claim the credit.

The amount of the credit is limited to 4 percent of tuition and fees paid per student. The credit cannot exceed \$250 for each student in each tax year and can only be taken for 4 years per student.

Students attending an institution providing programs solely for sectarian instruction or religious worship are not eligible for the credit.

When computing the credit remember:

- The student must be working on an undergraduate degree or certificate.
- Use the amount of tuition and fees actually paid by the claimant during the tax year. Tuition and fees paid by student loan funds are eligible for the credit. Do not include the amount covered by MET contracts, scholarships, grants, etc.
- The cost of books, room and board, transportation, etc. are not considered tuition and fees paid and therefore cannot be used in the computation.
- The credit cannot exceed \$250 per student, even if two or more individuals have contributed to one student's education.
- Amounts paid into (or under) a MET contract do not qualify as tuition paid.

Treasury may request proof of tuition and fees paid. Failure to attach your *Schedule CT* to your MI-1040 can delay processing of your return.

To claim this credit, you must file an official Department of Treasury form or a Treasury-approved computer-prepared substitute form. Attach this completed form behind your MI-1040.

Taxpayers with substantial tax liability may be able to pay tuition for many alternative school students.

The Michigan Department of Treasury should design a similar form and procedure for the UTTC. In addition to identifying the same items listed above, the form should identify whether or not the student's family income is below the federal poverty level. Each year, the form will be modified to reflect the increasing maximum credit amount. Other modifications may be made as the Department of Treasury deems necessary.

To eliminate the possibility that several taxpayers will claim total credit for a single student in excess of that allowed by law, the Legislature may require alternative schools to issue receipts showing tuition payments made for each student, the date of each payment, and the maximum credit.

A key element of this process will be verifying claims of eligibility for a 100 percent credit based on having family income below the federal poverty level. When a parent fraudulently claims poverty level status, and such a claim results in an excessive tax credit to be claimed by any taxpayer, the parent should be liable to the state for the amount of excess credit claimed. The implementation legislation must provide for this and specifically exempt from liability those taxpayers who pay tuition and claim a credit for such students in good faith after having received confirmation from the parents of the families' poverty level status.

Minimizing Recordkeeping by Taxpayers

Taxpayers with substantial tax liability may be able to pay tuition for many alternative school students. For such cases, the Legislature should provide a means by which these taxpayers can make payments to nonprofit charitable organizations which act as a conduit to make direct tuition payments and handle recordkeeping. Such organizations may be either existing nonprofit charities or special scholarship organizations that are dedicated exclusively to paying tuition to students who attend alternative schools. As long as these organizations document that 100 percent of each payment is used to fund tuition for students at Michigan alternative schools, the payments should qualify for the tax credit. These organizations may solicit other funding to cover administrative costs.

Such a provision will remove from businesses and individuals the administrative burden of supporting multiple students at multiple schools, thereby improving the accessibility of the UTTC.

Tax Forms and Filing Procedures

The Michigan Individual Income tax and Single Business Tax both currently provide for a number of tax credits and deductions. Adding a tax credit for alternative school tuition will be relatively straightforward from the taxpayers' perspective.

As mentioned above, the state Individual Income tax form, MI-1040, should be modified to permit an alternative school tuition credit similar to that currently permitted for college and university tuition using Schedule CT. The new or modified schedule should also allow a taxpayer to elect to claim some or all of credit against the state education property in addition to the Individual Income tax. Although the state education tax is collected locally, the most convenient way to permit a credit is through form MI-1040. Since this tax and the

Individual Income tax are both state taxes, reconciling the appropriate credits is a matter of accounting. In addition, a method should be created whereby the State Education Tax may be claimed without filing an Individual Income tax return.

The Single Business Tax annual return C-8000 also includes a schedule, C-8000C, that is used to claim a number of tax credits for contributions to community foundations, homeless shelters, and other public contributions. Form C-8000C, shown on the following pages, should be modified to include the tuition credit. A list of students who receive tuition support, similar to the Individual Income tax Schedule CT, should also be included. The most efficient method would be to use a similar schedule for both the Individual Income tax form MI-1040 and the SBT form C-8000.

The Single Business Tax annual return should also be modified to permit businesses to claim a credit against their state education property tax. The state will be required to develop a separate form to claim credit against the State Education Tax for those businesses that do not file a Single Business Tax return.

The Legislature may wish to allow imputed state education property tax payments for renters (both residential and commercial) similar to what is provided now under the "homestead" income tax credit. In that case, 17 percent of rent is imputed to be property taxes. Such an imputed property tax under the UTTC should equal the actual prorated amount of state education property tax paid by the renter.

SINGLE BUSINESS TAX CREDIT for SMALL BUSINESSES and OTHER CREDITS

C-8000C 1996

This form is issued under authority of P.A. 228 of 1975.
See instruction booklet for filing guidelines.

1 Name	2 Federal Employer ID No. (FEIN) or TR No.
--------	--

YOUR TAX and CREDIT FOR SMALL BUSINESSES

The standard small business credit and the alternate tax are **NOT** available if any of the following conditions exist:

- | | |
|--|--|
| <p>1) Gross receipts exceed \$10,000,000; or</p> <p>2) Adjusted business income after loss adjustment exceeds:</p> <p style="margin-left: 20px;">a. \$475,000 for corporations and partnerships</p> <p style="margin-left: 20px;">b. \$95,000 for an individual or fiduciary; or</p> | <p>3) Any shareholder or officer has compensation or allocated income after loss adjustment of over \$95,000, or any partner has distributive share of income after loss adjustment of over \$95,000, as determined on C-8000KC or C-8000KP. (Form C-8000KC or C-8000KP must be attached.)</p> |
|--|--|

Note: Members of controlled groups must attach a copy of their *Allocation of Statutory Exemption, Standard Small Business Credit, and Alternate Tax for Members of Controlled Groups* (form C-8009).

If you are not claiming a small business credit, go to line 28.

PART 1 ADJUSTED BUSINESS INCOME

3 Business income (from C-8000, line 11).....	3		.00
4 Capital loss carryover or carryback (from C-8000, line 21).....	▶ 4		.00
5 Net operating loss carryover or carryback (from C-8000, line 22).....	▶ 5		.00
6 Subtotal. Add lines 3, 4 and 5.....	6		.00
7 Compensation and director fees of active shareholders (from C-8000KC, line 6).....	▶ 7		.00
8 Compensation and director fees of officers (from C-8000KC, line 7).....	▶ 8		.00
9 Adjusted business income. Add lines 6, 7 and 8. If less than zero, enter 100% on line 13.....	9		.00

PART 2 SMALL BUSINESS CREDIT

10 Tax base (from C-8000, line 32).....	10		.00
11 Tax base for credit. Multiply line 10 by 45% (.45).....	11		.00
12 Income percentage. Divide line 9 by line 11 and multiply by 100 to find percentage.....	12		%
13 Credit percentage. Subtract line 12 from 100%. If this is a negative number, (if line 9 exceeds line 11) you are not eligible for this credit.....	13		% (not to exceed 100%)
14 Tax (from C-8000, line 45).....	TAX 14	\$.00
15 Standard Small Business Credit. Multiply line 13 by line 14.....	15		.00
16 Alternate tax. Multiply line 9 by 2% (.02).....	16		.00
17 Alternate Credit. Subtract line 16 from line 14.....	17		.00
18 Small business credit. Enter the greater of line 15 or 17.....	18		.00
19 Tax after small business credit. Subtract line 18 from line 14.....	▶ 19		.00

PART 3 GROSS RECEIPTS REDUCTION.

Complete this section if your gross receipts are more than \$9,000,000 but less than \$10,000,000.

20 Gross receipts (from C-8000, line 10). See instructions if your tax year is less than 12 months.....	20		.00
21 Excess gross receipts. Subtract \$9,000,000 from line 20.....	21		.00
22 Excess percentage. Divide line 21 by \$1,000,000.....	22		%
23 Allowable percentage. Subtract line 22 from 100%.....	23		%
24 Tax from line 14 or C-8000, line 45.....	24		.00
25 Multiply the percentage on line 23 by the credit on line 18.....	25		.00
26 Tax after small business credit. Subtract line 25 from line 24.....	▶ 26		.00

PART 4 CONTRIBUTION CREDITS

Complete this section ONLY if you are claiming contribution credits.

27	Enter the amount from line 19 or 26, whichever applies. Affiliated or controlled groups or entities under common control, enter the amount from C-8009, line 33 or 34.....	27	_____	.00
28	If you did not claim a small business credit , enter the amount from form C-8000, line 45.....	28	_____	.00
29	Community Foundations donations (see instructions)..... ▶ 29a _____			.00
b	Credit. Enter the smaller of 50% of line 29a, \$5,000, or 5% of your tax on C-8000, line 45	29b	_____	.00
c	Find the code in the C-8000C instructions for the community foundation you contributed to and enter the code here..... ▶ 29c _____			
30	Subtract line 29b from line 27 or 28.....	30	_____	.00
31	Homeless Credit donations (see instructions)..... ▶ 31a _____			.00
b	Credit. Enter the smaller of 50% of line 31a, \$5,000 or 5% of your tax on C-8000, line 45.....	31b	_____	.00
32	Subtract line 31b from line 30.....	32	_____	.00
33	Public Contributions (see instructions)..... ▶ 33a _____			.00
b	Credit. Enter the smaller of 50% of line 33a, \$5,000, or 5% of line 32	33b	_____	.00
34	Public Utility Property Tax for taxable year (see inst.) ▶ 34a _____			
b	Credit. Enter 5% of line 34a (cannot exceed tax liability).....	34b	_____	.00
35	Add lines 33b and 34b.....	35	_____	.00
36	Tax After Credits. Subtract line 35 from line 32. Enter here and on your C-8000, line 46.....	36	_____	.00

The UTTC will have a strikingly positive impact on state finances and no direct impact on local finances.

IV. Impact of the UTTC on State and Local Finances

In addition to improving the quality of education in Michigan through consumer choice, the UTTC will have a strikingly positive impact on state finances and no direct impact on local finances. The end result will be a system with the incentives for schools to become increasingly efficient while at the same time providing greater educational opportunities for Michigan parents and students.

A Model of State and Local Finance

To assess the impact of the UTTC on state and local finances, a model of state and local finance of public schools in the state of Michigan was developed. This model is used to project future financial changes under both the current system of public finance of public schools and the proposed UTTC plan. The model captures the most significant dynamics in the complicated financial structure for public schools and explicitly incorporates incentives that apply to parents as they choose whether to send their children to the assigned public schools or alternative schools.

Appendix I contains a complete discussion of the model, including a comprehensive set of tables showing how the model projects student enrollment costs and other variables. This appendix also includes extensive discussion of the sources of the information used as well as a discussion of key techniques.

Current System State Foundation Grant and Local Property Tax Support

Under the current system, the state guarantees every pupil in the government school system, including charter school students, a minimum amount of revenue. Should local property tax revenue to the school district fall below this figure, the state appropriates money to the districts to make up the difference. The guaranteed amount, often called the “foundation allowance,” will be approximately \$5,400 in fiscal year (FY) 1998. The model assumes that the state per-pupil guarantee increases by about 3 percent per annum from this base for the next ten years.

Some school districts are currently receiving less than the “formula” guarantee, and many are receiving much more. The average revenue is about 6 percent higher than the guarantee amount.⁷⁵ The variation among school districts in per-pupil revenue is declining under the constitutional amendment known as “Proposal A,” which reformed school finance in 1994. In general, Proposal A “averaged up” the spending of the large majority of school districts in order to bring them into closer parity with the highest-spending districts.⁷⁶ This

⁷⁵ For fiscal year 1996-97, the benchmarks are basic foundation allowance, \$5,308; average of school districts, \$5,646; average of pupils, \$5,876. See Senate Fiscal Agency, *1996 Statistical Yearbook*, p. 61.

⁷⁶ The *Executive Budget 1998*, p. C2, calls for 79 percent of all students to be at or above the foundation allowance in fiscal year 1998.

“averaging up” has significantly increased overall taxpayer support of the public school system.

Per-Pupil Revenues as Indicator of Overall Revenues

Per-pupil revenues do not include all revenues of the public school system. “Categorical” program revenues and intermediate school district revenues add roughly \$1.3 billion annually; also not included are some federal funds and other local taxpayer sources. However, the rate of per-pupil revenues reasonably predicts the overall revenues of the school system. Since the analysis is concerned mainly with the financial impact that occurs when pupils shift from one system to another, we rely on this “per pupil” revenue pattern to indicate the overall change in revenue and spending that would occur. This makes the analysis conservative, since some of these revenues would probably shift to alternative schools under the UTTC plan.

Student Population Assumptions

The model assumes that, under the current system, the number of students in the government school system—now approximately 1.6 million—will grow slowly. The charter school portion of this number grows more rapidly, but starting at a small base of roughly 15,000 students, it does not represent a substantial portion of the overall enrollment. The model projects that alternative school students will number approximately 220,000 in 1998. Under the current system, the model assumes that alternative school enrollment grows somewhat faster than traditional public school enrollment.

Universal Tuition Tax Credit Dynamics

Private, Public, and Alternative Schools

Expanded school choice, as discussed in Section I, benefits children who move to private schools as well as those who stay in the traditional public school system. To fully encourage these benefits, the constitutional amendment described in Section III establishes a credit “for tuition for education for any resident child attending a public or nonpublic elementary or secondary school in this state.”

Thus, a credit would be available to a parent sending their child to a private school, or a public school that charges them tuition. We have defined such schools in this study as “alternative schools.” Currently, as detailed in Appendix I, there are between 400 and 500 students attending public schools and paying tuition, normally because their resident districts have not chosen to participate in inter-district school choice programs. This compares with about 220,000 private school students and 1.65 million students in traditional public schools. Data on these tuition-paid students is not precise, and we expect the number to decline as more districts adopt agreements allowing public school choice without financial penalties for parents, and as state law changes. The average tuition is also small compared with public school costs; our survey data indicates average tuition of about \$470 per year, with the most common tuition amount being \$1.

The UTTC would be available to a parent sending their child to a private school, or a public school that charges them tuition. We have defined such schools in this study as “alternative schools.”

We have not adjusted the figures for tax credits calculated for private school attendees to include these tuition amounts, for three reasons. First, the number of students in this category is so small—less than 1/10 of 1 percent of the public school attendance. Second, the fiscal impact is negligible, as the measurement error in modeling a \$9.3 billion direct-cost system exceeds the total tuition paid by students in this category. Third, we expect the numbers in this group to decline.

Thus, figures listed under “alternative school” costs and attendance, unless noted otherwise, are those projected by the model for private schools alone. However, the data and other information on this category of alternative school students are described in Appendix I.

As the UTTC becomes available, the incentive to choose a traditional public school over an alternative school will be reduced. Therefore, more parents are likely to put their children in alternative schools.

The Education Market

To predict the effect of the UTTC on state and local finances, one must predict the behavior of individual parents. These parents are currently acting as consumers of educational services and thus exhibit behavior much like consumers of any other service. Such behavior includes preferring high quality services over low quality services, taking into account factors such as location and convenience, and of course, preferring to pay less for educational services when a lower-priced service is available with comparable quality. A market reflecting such activity operates fairly freely in preschools, in trade schools, and, to a certain extent, in higher education.

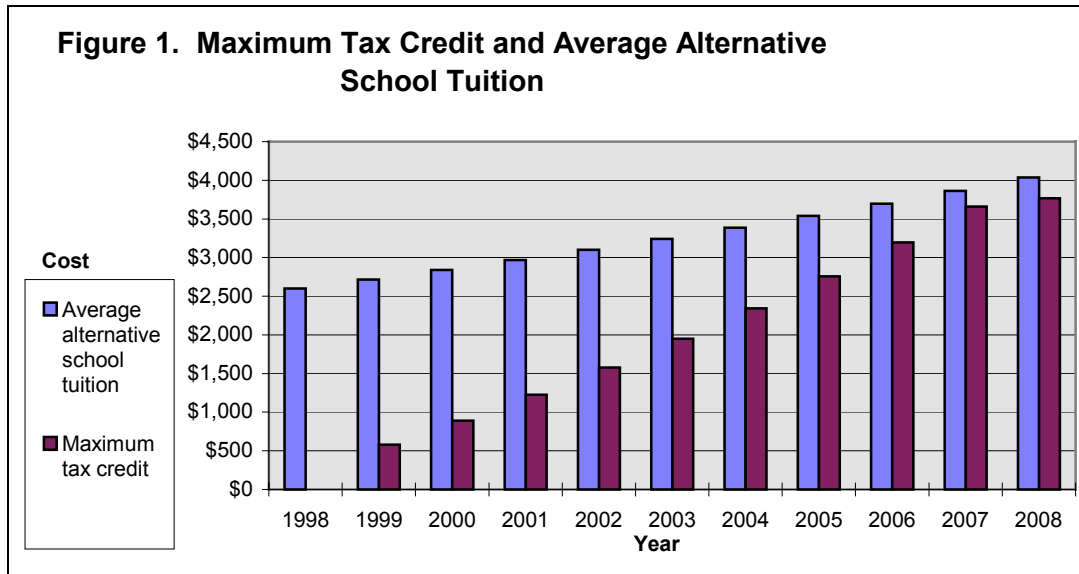
In the K-12 education market in Michigan, the “price” that a consumer pays to send his or her child to an assigned public school is close to zero. The cost is not zero—we have already discussed how private taxpayers finance the system—but the price to the parent of sending one more child to the traditional public school is roughly zero. The “price” of sending a child to an alternative school can be substantially higher. These costs include the tuition as well as other costs that the parents must pay, such as books, transportation, and fees.

Consumer Behavior Under the UTTC

The model predicts consumer behavior using well-defined techniques that take into account the incentives for parents to place their child in a traditional public school because of the significantly lower effective price. As the UTTC becomes available, the incentive to choose a traditional public school over an alternative school will be reduced. Therefore, more parents are likely to put their children in alternative schools. Appendix I discusses in detail the economic analysis used to project the response of consumers (students and parents) to changes in the price structure (alternative school tuition, tax credits, and “free” traditional public schools) in this market.

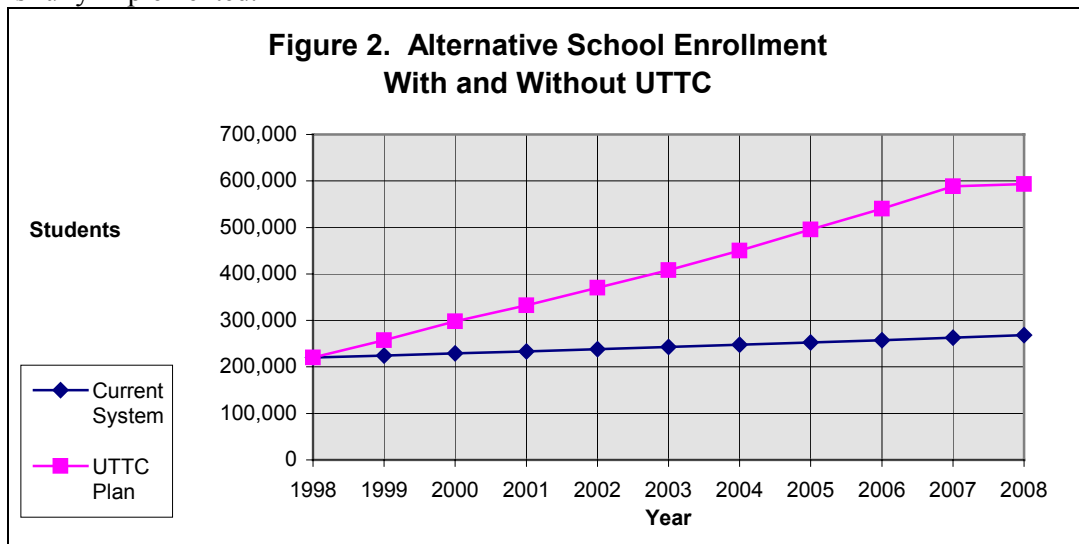
The model takes into account the increasing value of the UTTC relative to the average alternative school tuition. As shown in Figure 1, the UTTC starts at a relatively small share of the average alternative school tuition. Over the nine years in which the system

is phased in, the maximum tuition tax credit increases to an amount somewhat less than the average alternative school tuition.⁷⁷



With the UTTC, alternative school enrollment increases from approximately 220,000 to over 550,000 over the next ten years.

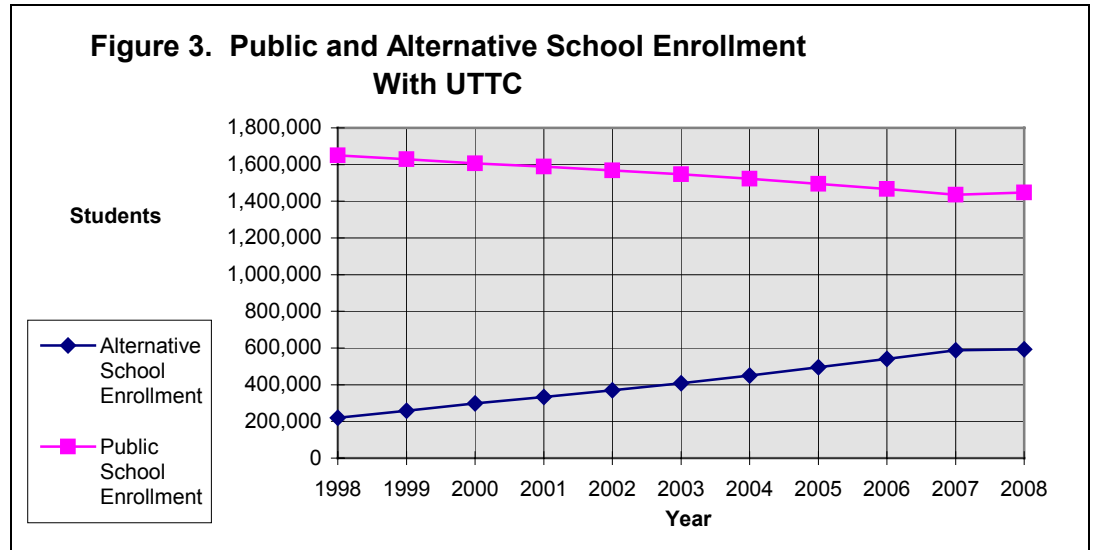
Given this increasing incentive to place children in alternative schools, the model predicts that alternative school enrollment grows significantly. Figure 2 compares alternative school enrollment under the current system with the UTTC plan. It shows that with the UTTC, alternative school enrollment increases from approximately 220,000 to over 550,000 over the next ten years. This rapid growth in enrollment levels off once the UTTC is fully implemented.



⁷⁷ As discussed above, the alternative school tuition figures used by the model are those projected for private schools. If the high-end data for tuition-paid public schools were included, the overall weighted average alternative school tuition would change by \$5, or 2/10 of 1%, in the first year. Our estimates of private school tuition are not that precise, and a change of that magnitude would not affect the dynamics of the system.

However, even under this scenario, alternative schools take only a small share of the overall market for education. Figure 3 shows that under the UTTC plan, the traditional public school system continues to have over 1.4 million students even after the UTTC is fully phased in. Thus, even with the UTTC system, it is likely that the traditional public school system will remain two to three times the size of the alternative school system.

Even with the UTTC system, it is likely that the traditional public school system will remain two to three times the size of the alternative school system.



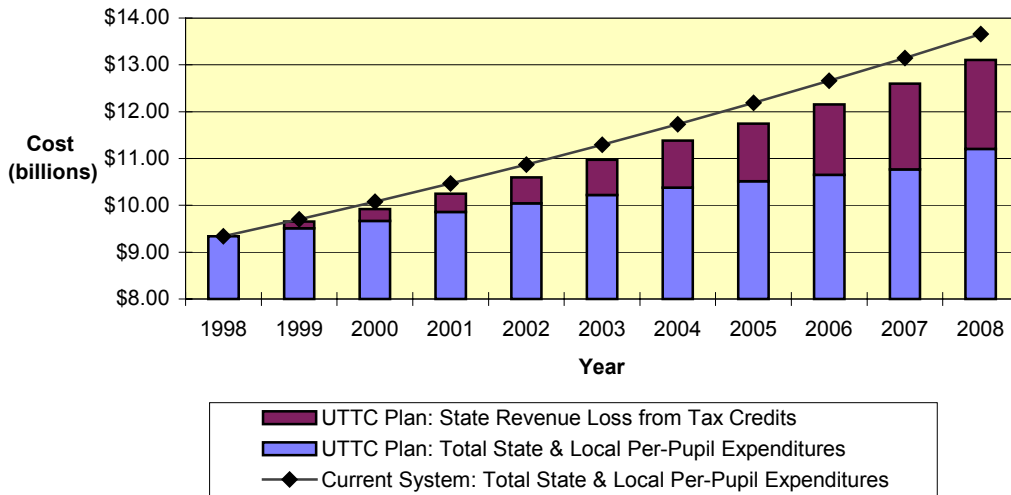
Net Impact on State and Local Finances

The UTTC both reduces state government expenses and reduces state government revenues. Parents who pay alternative school tuition, and other taxpayers who assist parents with such tuition will receive a tax credit. These tax credits result in less state government revenue.

At the same time, parents who choose to move their children from a traditional public school to an alternative school are moving from a system that costs the state roughly \$5,500 per student to a system that costs the state fifty to ninety percent less (depending on the point of time in the UTTC phase-in period). Even when fully phased in, a tax credit of fifty percent of the average public school per-pupil revenue will save the state of Michigan (and therefore Michigan taxpayers) thousands of dollars for each student that migrates to an alternative school.

When the reduced state revenue and reduced state expenses are combined, the model shows that the UTTC plan would have a significant positive effect on state finances. Figure 4 (next page) shows the overall net effect. Under the current system, per-pupil state expenditures grow from under \$10 billion to almost \$14 billion. Under the UTTC plan, state expenditures still increase, but at a significantly slower rate. When these expenditures are added to the revenue loss, the total impact is still substantially less in each year than under the current system. By the time the UTTC is fully implemented, the taxpayers would be spending about a half-billion dollars *less* each year: \$13.1 billion versus \$13.7 billion in 2008. This would amount to a total savings to Michigan taxpayers of over \$3.4 billion in the first ten years alone and over \$550 million each year thereafter.

Figure 4. State Spending Under UTTC and Current System



The UTTC avoids undermining the tax base of local units of government and would not distort the financing of individual school districts whose residents decided to support students in other districts. Since the UTTC is integrated into the existing state finance system for local schools, each district would still be guaranteed the same foundation allowance as it would under current laws. The large majority of tax credits would be claimed against the state income tax and state Single Business Tax, which would not affect local tax collections. To the extent residents of a district took tax credits against the 6-mill State Education Tax, which is a state property tax collected by the local school districts, the state would simply increase—dollar for dollar—the amount it provided the school district for its foundation allowance. Each school district would retain the same amount of per-pupil funding it has under current state laws, regardless of how many or how few of their residents claimed tax credits, or where the students sponsored by the residents attended school.

For other local units of government, there would be no direct effect on their tax base. The tax credit can be claimed only against state taxes.

Indirectly, the UTTC would strengthen the economic and tax base of all units of government. First, by encouraging better education for the majority of children who would remain in traditional public schools and allowing all parents to choose the very best school options for their children, the UTTC would help the economy grow through a better-educated citizenry. Second, although less important, the overall positive effect on the state budget would mean hundreds of millions of dollars in net savings. These savings could be used to lower taxes on businesses and individuals, address other budget priorities, or provide additional educational resources.

The UTTC plan would have a significant positive effect on state finances. Parents who choose to move their children from a traditional public school to an alternative school are moving from a system that costs the state roughly \$5,500 per student to a system that costs the state fifty to ninety percent less.

Even with the UTTC, a majority of parents will keep their children in public schools, which will increase in quality.

Summary: Financial Impact of a Tuition Tax Credit

A careful analysis of Michigan's state and local financing structure for public schools, using a model that includes both the incentives for alternative school enrollment faced by parents and the effect on the taxpayers of those choices, presents several reasonable conclusions.

First, the UTTC will be popular. If the state provides a tuition tax credit to parents who choose to send their children to alternative schools, many will take that credit. We can anticipate that, as the tuition tax credit increases, more parents will choose to send their children to alternative schools, even if that tax credit does not fully cover their tuition.

Second, even with the UTTC, a majority of parents will keep their children in public schools, which will increase in quality. Even if the tuition tax credit ends up supporting 80 percent of the costs of sending a child to an alternative school, sending that child to an alternative school will still cost parents more than a public school. For this reason alone, many parents will send their children to traditional public schools. As discussed elsewhere in the report, the increase in competition will also force traditional public schools to improve. Thus, after the tuition tax credit has been phased in, public school education will also provide a much more attractive option.

Third, the public school system will remain intact. One common objection to tuition tax credits and other forms of school choice is that they would cause the destruction of the traditional public school system. A sober analysis shows that is simply not the case. Even taking into account the full tuition tax credit proposed in this study, the traditional public school system continues to spend roughly \$14 billion in direct per-pupil expenditures and enroll 1.4 million students when the credit is fully phased in. Clearly, it will be forced to become more efficient, but the traditional public school system will continue.

Fourth, taxpayers will save money with the UTTC. Under reasonable assumptions about the number of parents who would choose to send their children to alternative schools, the cost savings from some children moving from 100-percent-taxpayer-financed schools into alternative schools more than outweighs the reduction in state revenue. This analysis projects that, counting the costs of the tuition tax credit, Michigan taxpayers would save over \$550 million each year when the program is fully implemented.

Fifth, local municipalities are unaffected by the UTTC. Because the UTTC applies to only the state Individual Income tax, state Single Business Tax, and State Education Tax, local municipalities will experience no loss of revenue due to the tax credit.

Appendix I: A Model of School Finance

Private and Public Financing of Schools

Most analyses of school finance take into account the funding of only government schools, focusing on the taxpayer sources for such funding. For example, the convulsive debate that resulted in the passage of Proposal A in 1994 was entirely about taxpayer financing of public schools. This analysis brings in, at least partially, the forgotten sector: citizen financing of alternative schools, which include nonpublic schools and tuition-paid public schools. The UTTC will reduce the current disincentive to attend alternative schools; thus, the costs to an individual parent for his or her child to attend traditional public schools and alternative schools must be explicitly addressed.

Private School Costs vs. Public School Costs

A close analysis of public and private school costs shows that commonly-used measures do not accurately reflect the true costs of educating children in the two systems. Neither the prevailing “tuition” costs nor the commonly discussed “per pupil expenditures” fully take into account all costs.

In the government school system, Michigan anticipates a per-pupil “guarantee” or “foundation allowance” of about \$5,445 per pupil in fiscal year 1998.⁷⁸ Some school districts will spend less, and others much more, so that the average revenue is about 6 percent higher than that.⁷⁹ An approximation of 1.6 million students multiplied by the formula guarantee yields an estimate of over \$9 billion in direct per-pupil expenditures annually spent on public education. Adjusting for per-pupil expenditures above the guarantee brings the total to over \$9.5 billion.

Even that amount does not include categorical and intermediate school district expenditures of roughly \$1.3 billion annually, nor some federal funds, nor other local taxpayer sources. Adding these yields current expenditures for Michigan’s government school system that exceed \$11 billion annually.⁸⁰

⁷⁸ State of Michigan Department of Management and Budget, *Executive Budget 1998*, February 1997. The FY 1998 Budget provides funding for the 1997-98 school year.

⁷⁹ Under the new school finance system, all school districts will have at least the foundation guarantee allowance to spend per pupil. As of the passage of Proposal A, the foundation allowance was set significantly above the average expenditure, so that the new system creates an increasing expenditure for the majority of districts. However, special rules limit the annual increases, so that a fraction of the districts by 1998 will not receive the full allowance. At the same time, a number of very high spending school districts were “held harmless” and guaranteed their current expenditure plus additional increases. These additional increases will be smaller in magnitude than for the majority of districts, so the variation in spending is declining. As of 1997, DMB estimates showed the “average” per pupil expenditure to be about 6 percent above the “formula guarantee.”

⁸⁰ “Categorical” expenditures include special education, special education transportation, at-risk programs, vocational education, and early childhood programs. See Senate Fiscal Agency, *1996 Statistical Yearbook*, p. 57; or annual school aid appropriation bills.

The prime motivation behind the movement to parental choice in education is not efficiency or the need to save money, but the desire to improve the education of children.

The taxpayers also provide additional direct and indirect support of public schools. For example, taxpayer dollars help provide land and facilities for the school system, along with government services, without those facilities contributing to the local tax base.⁸¹ Government agencies in Michigan pay no property tax, no sales tax, and no income or single business tax; further, they borrow money at tax-exempt rates.⁸² All these costs are indirectly paid for by the taxpayers, and many do not appear in the accounting for expenditures. Thus, the actual burden of the government school system on the taxpayers is significantly higher than the foundation allowance might imply.

Private school tuition is about half that of the average per pupil revenue of public schools. Private school tuition in Michigan averages about \$2,500, with significant variation among schools.⁸³ This amount is much less than half of the expenditures of the public school system, which is consistent with the national pattern.⁸⁴ However, just as the per-pupil expenditure for public schools is a significant underestimate of the government school costs, private school tuition also underestimates private school costs. Most religious schools receive significant contributions from their sponsoring organizations to support their operations. Many also receive volunteer time and services from parents. Furthermore, those same parents often face fees for their children's participation in extra-curricular activities such as sports, music, and various student clubs.⁸⁵ Thus, while private school tuition is often half or less than the commonly discussed per-pupil expenditure figure for public schools, actual costs are a larger share. Once all private and taxpayer-funded costs are included for both systems, the ratio of total public school costs to total private school costs is less clear, but is probably about 2:1.

It should be noted, however, that the prime motivation behind the movement to parental choice in education is not efficiency or the need to save money, but the desire to improve the education of children.

⁸¹ Much of the acquisition and construction of school facilities is financed through debt millage, which is levied in addition to operating millage. Public employees themselves do pay state income tax, and local income taxes in those Michigan cities that levy them.

⁸² Religious schools receive tax exemptions as well. It is interesting to note that schools and other local units of government sometimes must pay special IRS taxes for "arbitrage," when they borrow at tax-exempt rates and then invest the proceeds in taxable securities.

⁸³ There is no consistent data source for all alternative schools. This estimate emerged from discussions with private school representatives. Typically, elementary school tuition runs around \$1,000 to \$2,000 per year, and high-school tuition runs between \$3,000 to \$4,000 per year. Tuition at religious schools is usually less than that at nonreligious private schools. Tuition at elite private academies often exceeds \$10,000, which is near the per-pupil expenditures of the local public school districts.

⁸⁴ According to a 1996 Cato Institute study, the average tuition for all private schools, elementary and secondary, is \$3,116; less than half of the average cost per pupil in the public school, \$6,857. In 1994, 67 percent of all private schools charged \$2,500 or less for tuition; and more than 5,000 private schools charged under \$1,000. David Boaz and R. Morris Barrett, *What Would a School Voucher Buy? The Real Cost of Private Schools*. Washington, D.C.: Cato Institute, March 26, 1996.

⁸⁵ Public schools also receive some of these services, but the requirement in the Constitution for a "free" education prevents government schools from charging for any basic service.

A Model of State and Local Finance: Assumptions

To analyze the effect of tuition tax credits on taxpayer finances, a model of state and local financing of public schools in the state of Michigan was developed. The model incorporates both the current system, and the proposed Universal Tuition Tax Credit. Although the model does not take into account all the complicated and intricate financial conditions involved in a public school system, it captures the most significant dynamics. It can be used to predict reliably what will happen should the people of Michigan adopt the UTTC.

State Foundation Grant & Local Property Tax Support

The model assumes continuation of the current system, in which the state guarantees every school district a minimum per-pupil revenue. The state is proposing \$5,445 as the per-pupil guarantee for FY 1998.⁸⁶ Under the statutes which accompanied Proposal A, some school districts are spending less than this formula guarantee, and many are spending more. As a consequence of the Proposal A reforms, the variation between the lowest and highest spending school districts is being substantially reduced while the average revenue is rising sharply.⁸⁷ The model assumes that this per-pupil foundation grant can be used to reasonably predict the overall revenues of the school system. As noted above, multiplying the state foundation grant by the number of students in the government system will actually substantially underestimate the total state expenditures to support the system. However, this underestimate would be roughly proportional to the same underestimate in a tuition tax credit scenario.

Using the 1998 budget recommendation as a starting point, we assume that the state per pupil grant guarantee will increase at 3 percent per year for the following ten years. Therefore, for the school year starting in the fall of 1998 (FY 1999), the basic foundation allowance is calculated to be \$5,608, which represents a 3-percent increase from the FY 1998 figure of \$5,445.⁸⁸

Student Count Projections

Department of Education figures indicate that there are slightly more than 1.6 million students in the traditional government school system. Allowing for some growth and incorporating approximately 15,000 charter school students in 1998, we arrive at a base projection of 1,650,000 students in the “public” system, which includes the traditional standard government system and newer charter schools. Multiplying this number by the state per-pupil grant guarantee, we arrive at a current system state and local per-pupil expenditure

⁸⁶ This number is the “basic foundation allowance” established in the *Executive Budget 1998*, which was published by the Department of Management and Budget in February 1997.

⁸⁷ In the context of school finance reform, in which one of the goals was to reduce the disparity among school districts’ spending, this is known as “averaging up.”

⁸⁸ Confusion sometimes arises when the budget for school aid is discussed because the school calendar is different from the state’s fiscal year. The state’s FY 1998 basic foundation allowance grant covers the 1997-98 school year; the 1998-1999 school year will be provided for in the FY 1999 budget. To make matters more confusing, the state sometimes front-loads or back-loads the expenditures, and occasionally provides advance payments to assist school districts with their cash flow.

of \$9.3 billion in 1998. As noted above, this direct per-pupil expenditure is a substantial underestimate of the total expenditures, but changes in this measure should be a reliable predictor of the change in total expenditures. The projections of student enrollment and expenditures are shown on page 58 in Table 3 and Table 4, respectively.

Private, Public, and Alternative Schools

The constitutional amendment described in Section III establishes a credit “for tuition for education for any resident child attending a public or nonpublic elementary or secondary school in this state.” Thus, a credit would be available to a parent sending their child to a private school, or a public school that charges them tuition. We have defined such schools in this study as “alternative schools.”

There are no reliable data from State sources on the number of tuition-paid public school students. To fully explore this category of students, the Mackinac Center conducted a survey of ten public school districts in various areas of the state, in the fall of 1997. The survey revealed the following:

- State law currently does not require school districts, in which reside parents who choose to send a child to another intermediate school district, to “release” the tuition amount. If the student is “unreleased,” the student may be forced to pay tuition.
- Tuition charged by receiving districts varies from \$1 to \$8000. The average appears to be about \$470, as most districts charge only nominal fees. The existence of one district in the sample—Ann Arbor—charging an exorbitant amount clearly skewed the average upward. Two other measures of central tendency, which tend to be more robust, were much lower. The median figure—the middle figure—was just \$1, as was the mode (the most common figure).
- The decision to refuse to “release” a student appears to be often based on political opposition to school choice by teacher unions in the district, rather than fiscal or management considerations. A district which refuses to release a student, who nonetheless attends school in another district, cannot include that student in their overall pupil count. This means they do not receive the per-pupil funding for that pupil.
- More districts are joining in compacts or agreements that allow free, or nearly free, movement of students among districts.
- In cases where the district refuses to release a student, adverse publicity often results. The case of the Meridian school district not releasing a student to attend the Handley Elementary School in the Saginaw school district is an example.⁸⁹

⁸⁹ Conversation between Joseph P. Overton of the Mackinac Center for Public Policy and Mr. Powell of the Saginaw Public Schools, October 8, 1997.

The decision to refuse to “release” a student to another public school appears to be often based on political opposition to school choice by teacher unions in the district, rather than fiscal or management considerations.

Data from the survey are presented in Table 2, below.

Table 2. Public School Tuition Students

School District	Total Students	Tuition Students	Tuition
Saginaw	13,216	0	\$2,500
Midland	9,618	6	\$1,466
Flint	25,207	38	\$1
Ann Arbor	15,590	1	\$8,000
Detroit	174,573	10	\$1,450
Traverse City	7,107	1	\$1
Hancock	1,091	0	n/a
Ludington	2,776	11	\$25
Dewitt	2,530	0	n/a
Hillsdale	2,215	0	n/a
Total	253,923	67	

n/a = not applicable

Summary Statistics

Tuition students as a percentage of students in districts sampled	0.026%
Weighted Average Tuition	\$472
Median Tuition	\$1
Mode Tuition	\$1

Using these districts as an indicator of “refusal to release” statewide, we can infer that between 400 and 500 students statewide are currently paying tuition at public schools, at an average tuition of about \$470.⁹⁰ These numbers are tiny compared to approximately 220,000 private school students and 1.65 million students in traditional public schools. If we use the median as a measure of tuition, the tuition amounts are even smaller—\$1 per student multiplied by 400 or 500 students.

Thus, figures listed under “alternative school” costs and attendance, unless noted otherwise, are those projected by the model for private schools alone, for three reasons. First, the number of students in this category is so small—less than 1/10 of 1 percent of the public school attendance. The real dynamic in the model, in terms of both fiscal impact and migration of students, is between public and private schools. Second, the fiscal impact is negligible, as the measurement error in modeling a \$9.3 billion direct-cost system exceeds the total tuition paid by students in this category. Third, we expect the numbers in this group to decline, though not to reach zero.⁹¹

⁹⁰ This inference is drawn by using the percentage of students paying tuition in these districts and applying it to the statewide number of public school students. The tuition is calculated as a weighted average of tuition paid by students in the sample.

⁹¹ There are a number of reasons to expect these “unreleased” students to decline, although to never reach zero. First, once school choice is opened up by constitutional amendment, there would appear to be little to be gained by punishing parents who exercise it within the public school system. Second, more and more school districts are awakening—however reluctantly—to school choice. The example of Lansing, discussed in Section I, is instructive. Many of these districts are adopting

Between 400 and 500 students statewide are currently paying tuition at public schools, a tiny number compared to approximately 220,000 private school students and 1.65 million students in traditional public schools.

Table 3. Enrollment Projections Under Current System

Year	Total Students	Traditional Public School Students	Total Alternative, Charter, and Home School Students	Charter School Students	Alternative School Students	Home School Students
1998	1,905,125	1,650,000	255,125	15,125	220,000	20,000
1999	1,924,176	1,662,739	261,438	16,638	224,400	20,400
2000	1,943,418	1,675,421	267,997	18,301	228,888	20,808
2001	1,962,852	1,688,031	274,821	20,131	233,466	21,224
2002	1,982,481	1,700,552	281,928	22,145	238,135	21,649
2003	2,002,306	1,712,967	289,338	24,359	242,898	22,082
2004	2,022,329	1,725,255	297,074	26,795	247,756	22,523
2005	2,042,552	1,737,393	305,159	29,474	252,711	22,974
2006	2,062,977	1,749,357	313,620	32,422	257,765	23,433
2007	2,083,607	1,761,121	322,486	35,664	262,920	23,902
2008	2,104,443	1,772,654	331,789	39,230	268,179	24,380

Base Growth: 1.01 1.1 1.02 1.02

Table 4. Projected Public School Expenditures Under Current System

Year	State Per-Pupil Grant Guarantee	Traditional Public School Students	Charter School Students	State & Local Per-Pupil Expenditures, Traditional & Charter Public Schools
1998	\$5,608	1,650,000	15,125	\$9,338,021,000
1999	\$5,776	1,662,739	16,638	\$9,700,480,270
2000	\$5,950	1,675,421	18,301	\$10,076,845,183
2001	\$6,128	1,688,031	20,131	\$10,467,640,640
2002	\$6,312	1,700,552	22,145	\$10,873,410,903
2003	\$6,501	1,712,967	24,359	\$11,294,720,280
2004	\$6,696	1,725,255	26,795	\$11,732,153,838
2005	\$6,897	1,737,393	29,474	\$12,186,318,137
2006	\$7,104	1,749,357	32,422	\$12,657,841,999
2007	\$7,317	1,761,121	35,664	\$13,147,377,283
2008	\$7,537	1,772,654	39,230	\$13,655,599,706

Base Growth: 1.03 1.1

cooperative agreements with surrounding districts. Third, there will always be some students who, for a variety of reasons, fall outside the boundaries of expected circumstances. Our survey discovered at least one student from out of the country, and another who missed a deadline for enrollment in a schools of choice program. This means the number of students in this category will probably never be zero. Fourth, as part of legislative implementation of a tuition tax credit program, such practices as charging tuition in public schools will probably become more restricted. Finally, under the current and proposed Article VIII section 2 of our Constitution, the state promises “free public elementary and secondary schools.” Thus, this practice, which is already suspect, could never get too widespread.

Figures for alternative and home school students are not as readily available. Based on discussions with private school representatives and other educators, we have started with a projection of 220,000 alternative school students and 20,000 home school students in the year 1998. As mentioned earlier, “alternative school” students include all students for whom tuition is paid, whether it be to a public school or a private school. The vast majority of these students attend private schools.

Universal Tuition Tax Credit Structure

The UTTC begins at 10 percent of the average state and local per-pupil revenue and grows to 50 percent of this amount.⁹² The maximum credit of 50 percent of the average per-pupil public school revenue establishes a credit which, when fully implemented, will approximate the average alternative school tuition.

The amount of the credit is also limited to 80 percent of the actual tuition paid. This provision provides incentive, similar to a co-payment with a medical insurance policy, for the purchaser to exercise care. It provides downward pressure on the price of tuition, even if the tuition tax credit is enough to cover their children’s tuition.

There is an exception to the 80 percent limit, however. A credit of 100 percent of actual tuition paid may be claimed for children in families whose income is below the federal poverty level, subject to the same overall limit of 50 percent of the average per-pupil public school revenue. The proportion of students in this category is small and does not affect substantially the cost of the proposal. The rationale for the inclusion of this provision is to give additional support to parents whose children are in the poorest areas and are in most need of aid.

Universal Tuition Tax Credit Dynamics

The Education Market

To predict the effect of the proposed universal tuition tax credit on state and local taxpayers, we must predict the behavior of individual parents. In the K-12 education market in Michigan, the “price” that a consumer pays to send his or her child to a traditional public school is close to zero. That is not to say that the cost is zero—we have already discussed how private taxpayers finance the system—but the price of sending one more child to a traditional public school is roughly zero. The “price” of sending a child to an alternative school will be substantially higher. It will include the tuition as well as other costs that the parents must face in the alternative school that the traditional public schools cannot impose.

⁹² The constitutional amendment specifies the amount by referring to the average state and local per-pupil expenditure for operating purposes. This will not be exactly the same as the guarantee amount. The analysis uses the guarantee amount to predict both the government system costs and the private credit costs so any difference between the “average” and “guarantee” amount would affect both systems similarly. This keeps the comparison of costs consistent, although it somewhat underestimates the cost savings when students migrate from traditional public schools to alternative schools.

The UTTC begins at 10 percent of the average state and local per-pupil revenue and grows to 50 percent of this amount. The credit is also limited to 80 percent of the actual tuition paid, which provides incentive, similar to a co-payment with a medical insurance policy, for the purchaser to exercise care.

The “law of demand,” namely that the higher the price of a good, the less consumers will purchase, has been termed the “most famous law in economics, and the one that economists are most sure of.”

Price Elasticity of Demand

The “law of demand,” namely that the higher the price of a good, the less consumers will purchase, has been termed the “most famous law in economics, and the one that economists are most sure of.”⁹³ To predict consumer behavior, economists use well-defined techniques evaluating the sensitivity of consumers to changes in price. Such techniques, pioneered by the great British economist Alfred Marshall (1842-1924) in the early part of this century, are the foundations of microeconomics.⁹⁴ The most commonly used measure of consumers’ sensitivity to price is known as “price elasticity of demand.” It is simply the proportionate change in demand given a change in price.⁹⁵ If a one-percent drop in the price of a product produces a one-percent increase in demand for the product, the price elasticity of demand is said to be one.⁹⁶ Hundreds of studies have been done over the years calculating long-run and short-run price elasticity of demand.⁹⁷ For most consumer goods and services, price elasticity tends to be between .5 and 1.5. As the price elasticity for most products clusters around 1.0, it is a commonly used rule of thumb.⁹⁸ A good with a price elasticity

⁹³ David Henderson, “Demand,” in David Henderson, ed., *The Fortune Encyclopedia of Economics*. New York: Warner Books, 1993.

⁹⁴ Marshall also pioneered the ubiquitous price-and-quantity charts, with their demand and supply curves, which are part and parcel of any economics course. His seminal work is *Principles of Economics, 8th Edition*. London: Macmillan, 1920.

⁹⁵ In mathematical terms, price elasticity of demand = $-\frac{P}{Q} \times \frac{\Delta Q}{\Delta P}$;

where P and Q denote price and quantity, and the delta symbol denotes a change in the variable. This measure is equivalent to $- \left| \frac{\Delta Q}{Q} \right| / \left(\frac{\Delta P}{P} \right)$; which is more intuitively the “percentage change in quantity given a percentage change in price.”

⁹⁶ Technically, a one-to-one relationship such as that indicated in the example produces a price elasticity of negative 1.0, because the increase in demand is associated with a decrease in price. Since almost all goods have a negative price elasticity (meaning that a lower price encourages a higher demand for the good), many discussions simply drop the sign and talk only about the magnitude of the elasticity. The rare cases of goods with a price elasticity of demand that is positive (meaning that people buy more when the price goes up) are termed “Giffen goods,” after Sir Richard Giffen, who noted that this occurs with staple foods among the very poor. See, for example, Intriligator, *Econometric Models, Applications, and Methods*. Englewood Cliffs, NJ: Prentice Hall, 1978; p. 216, citing Marshall’s *Principles of Economics*.

⁹⁷ For example, Intriligator cites: Goldberger and Gamaletsos, “A Cross-Country Comparison of Consumer Expenditure Patterns,” *European Economic Review*, 1: 357-400, 1970, who studied consumer behavior in the US, Canada, the UK and other developed countries; Houthaker, “New Evidence on Demand Elasticities,” *Econometrics* 33: 797-801, who estimated income and price elasticities for food, rent, clothing, and consumer durables in Western Europe and North America; and many others. See also the discussion following.

⁹⁸ See, for example, Pindyck and Rubinfeld, *Econometric Models and Economic Forecasts, 2d ed.*. New York: McGraw Hill, 1981, chapter 13. Pindyck and Rubinfeld discuss the estimation of elasticities, particularly the difficulty in using time-series data to estimate elasticities at a point in time. They include examples, including a seminal work on automobile price elasticities done by Saul Hymans of the University of Michigan, who estimated the short-term price elasticity of demand for automobiles at -1.07 and a long-run elasticity of -0.36 . Saul Hymans, “Consumer Durable Spending: Explanation and Prediction,” *Brookings Papers on Economic Activity*, No. 2. pp. 173-199, 1970. Intriligator, in *Econometric Models*, contains an extensive discussion of the various estimation methods

stronger than negative one is said to be “elastic;” goods with price elasticities smaller (closer to zero) than negative one are said to be “inelastic.” Goods that are more essential to everyday living, and that have fewer substitutes, typically have lower elasticities; staple foods are a good example. Goods with many substitutes, or that are not essential, have higher elasticities. Goods that are considered luxuries, or whose purchase can be easily postponed, often have elastic demand. Table 5 on the next page shows estimated price elasticities of demand for a variety of consumer goods and services, taken from a standard economics textbook.⁹⁹

For example, the demand for automobiles would, in the short term, be somewhat elastic, as the purchase of a new vehicle can often be delayed. The demand for a *specific model* automobile would likely be highly elastic, because there are so many substitutes. Table 5 shows estimated price elasticities of demand for a variety of consumer goods and services. Over the long run, the demand for automobiles in rural areas would probably be inelastic, since there are few alternative modes of transportation.

Table 5 includes an estimate for the price elasticity of demand of 1.1 for alternative schools. Schooling itself is considered an essential service by most parents, and better schools are so desirable to many parents that they undertake considerable sacrifices to send their children to alternative schools. This would tend to produce a highly inelastic demand. However, there is also a widely available substitute for alternative schools, namely the traditional public schools. For most goods and services, the availability of substitutes produces a highly elastic demand. Given this combination of widely available substitutes and high importance to many parents, it is not surprising that the existing research places the demand elasticity for alternative schools near 1.

for elasticities, and numerous citations.

⁹⁹ James Gwartney and Richard Stroup, *Economics: Private and Public Choice*, 8th edition. New York: Dryden, 1997. Used with permission.

Table 5. Estimated Price Elasticities of Demand for Various Goods and Services

Goods	Estimated Elasticity of Demand
<i>Inelastic</i>	
Salt	0.1
Matches	0.1
Toothpicks	0.1
Airline travel, short-run	0.1
Gasoline, short-run	0.2
Gasoline, long-run	0.7
Residential natural gas, short-run	0.1
Residential natural gas, long-run	0.5
Coffee	0.25
Fish (cod) consumed at home	0.5
Tobacco products, short-run	0.45
Legal services, short-run	0.4
Physician services	0.6
Taxi, short-run	0.6
Automobiles, long-run	0.2
<i>Approximately Unitary Elasticity</i>	
Movies	0.9
Housing, owner occupied, long-run	1.2
Shellfish, consumed at home	0.9
Oysters, consumed at home	1.1
Private education	1.1
Tires, short-run	0.9
Tires, long-run	1.2
Radio and television receivers	1.2
<i>Elastic</i>	
Restaurant meals	2.3
Foreign travel, long-run	4.0
Airline travel, long-run	2.4
Fresh green peas	2.8
Automobiles, short-run	1.2 - 1.5
Chevrolet automobiles	4.0
Fresh tomatoes	4.6

Source: *Economics: Private and Public Choice*, James D. Gwartney and Richard L. Stroup, eighth edition 1997, seventh edition 1995; primary sources: Hendrick S. Houthakker and Lester D. Taylor, *Consumer Demand in the United States, 1929-1970* (Cambridge: Harvard University Press, 1966,1970); Douglas R. Bohi, *Analyzing Demand Behavior* (Baltimore: Johns Hopkins University Press, 1981); Hsaing-tai Cheng and Oral Capps, Jr., "Demand for Fish" *American Journal of Agricultural Economics*, August 1988; and U.S. Department of Agriculture.

Price Elasticity of Demand for Michigan Alternative Schools

Parents are today choosing to send, or not to send, their child to alternative schools based partially on the price of doing so. The model incorporates a price elasticity of demand parameter to project the likely behavior of parents sending their children to alternative schools, as the price changes. Based on this wide body of research on related quantities, and some limited data on demand for alternative and traditional public school services, we have used a price elasticity of demand of 1.0 in this model.¹⁰⁰

While it is impossible to know the actual price elasticity of demand, there is a small amount of data showing that a financial incentive of approximately \$1,000 will, in present-day Michigan, induce parents to send their child to alternative schools.¹⁰¹ Economic theory also holds firmly that parents have a strong desire to send their children to better schools, since it increases their “human capital” and thus their earning power for the future. Since we know that a significant number of parents already send their children to an alternative school—all the while paying twice—we cannot avoid the fact that many consumers in this market perceive the value of an alternative school education very highly.

Predicting Consumer Behavior

If we apply this analysis to the price of alternative schools given the existence of a tuition tax credit, we can predict consumer behavior. Table 6 on the next page shows how the UTTC changes the incentive for a parent to send his or her child to an alternative school. It reflects how the decrease in the effective price of alternative school tuition due to the tuition tax credit would change the demand for the services of alternative schools.

¹⁰⁰ In addition to the general theory and citations above, Pindyck and Rubinfeld summarize an analysis done in Troy, Michigan, on the voting behavior of 425 individuals in a school millage election. They report a price elasticity of demand of -1.21 for public school services.

Interestingly, the researcher included a variable in the equation for attendance at private schools, expecting to find that having children in a private school would be associated strongly with voting “no” on public school millage. However, the estimation did not show a statistically significant difference in behavior for parents currently sending their children to public and private schools. School employees, however, were much more likely to vote “yes” on millages, as were the parents of multiple children in the public school system. Daniel Rubinfeld, “Voting in a School Election: A Micro Analysis,” *Review of Economics and Statistics*, vol. 59, no. 1. pp. 30-42, February 1977. For a discussion of “public choice” economics and political support for public school spending, see *A Public Choice Analysis of the Current System* in section I, February 1977, pp. 30-42.

¹⁰¹ The two best examples are Cornerstone Schools in Detroit, and Children’s Educational Opportunity (CEO) in Grand Rapids. Both offer scholarships to parents who want to send their children to private schools, or in the case of CEO, to a private school or out-of-district public school. Both have scrambled to raise funds to support the scholarship program, which has met with significant demand. Since many parents in these programs have below-average income, their willingness to support the additional expenses not covered by the scholarship underlines the strong desire of families to place their children in better schools, even at financial sacrifice.

The decrease in the effective price of alternative school tuition due to the tuition tax credit would change the demand for alternative schools.

Table 6. Incentives to Migrate from Traditional Public Schools to Alternative Schools

Year	Average Alternative School Tuition	80% of Avg. Alternative School Tuition	Maximum Tax Credit Per Student	Maximum Tax Credit As Share of Tuition	Change in Relative Price of Tuition	Raw Desired Migration	Smoothed Desired Migration
1998	\$2,600	\$2,080	-	-	0.00	0.00	-
1999	\$2,717	\$2,174	\$578	0.21	-0.21	0.21	0.17
2000	\$2,839	\$2,271	\$892	0.31	-0.10	0.10	0.14
2001	\$2,967	\$2,374	\$1,226	0.41	-0.10	0.10	0.10
2002	\$3,101	\$2,480	\$1,578	0.51	-0.10	0.10	0.10
2003	\$3,240	\$2,592	\$1,950	0.60	-0.09	0.09	0.09
2004	\$3,386	\$2,709	\$2,344	0.69	-0.09	0.09	0.09
2005	\$3,538	\$2,831	\$2,759	0.78	-0.09	0.09	0.09
2006	\$3,697	\$2,958	\$3,197	0.86	-0.08	0.08	0.08
2007	\$3,864	\$3,091	\$3,659	0.95	-0.08	0.08	0.08
2008	\$4,038	\$3,230	\$3,768	0.93	0.01	-0.01	-

Annual Tuition Growth Factor: 1.045

Price Elasticity of Demand: -1.0

Table 6 presents basic data for the school year 1998-99, in which no tuition tax credits are granted. We assume an average alternative school tuition of \$2,600 in 1998.¹⁰² Because the tax credit is not yet implemented, Table 6 shows that the maximum tax credit is zero. In this base year, a parent pays 100 percent of the cost of alternative school tuition.

Calculating Demand

If we assume that the UTTC plan takes effect in 1999 (the 1999-2000 school year), a maximum tuition tax credit of only 10 percent of the average public school per-pupil revenue (\$5,776 for 1999) provides a maximum tax credit that year of \$578. The dollar amount of \$578 is 21 percent of the average alternative school tuition in that year (\$2,174). Thus, the parent receiving a tuition tax credit for that student experiences a 21-percent decrease in the relative cost of alternative schools versus traditional public schools. Using a price elasticity demand of -1.0, we would expect a 21 percent increase in demand for alternative schools.

Applying Constraints to the Model

A number of factors have been included in this model to try to make it more realistic. First, the increase in the relative affordability of private schools will also likely boost the rate of increase of private school tuition. As noted above, private school tuition—just like public school “per pupil expenditures”—does not include the full cost. It is easy to anticipate that, should a tuition tax credit program go into effect, some of those costs currently being subsidized by churches, religious institutions, or parents’ volunteer work would no longer be

¹⁰² See the discussion on *Private School Costs and Public School Costs*, above.

subsidized.¹⁰³ Thus, we have assumed that the average private school tuition grows at 4.5 percent per year, 50 percent faster than the 3.0 percent growth assumed for the public school per-pupil guarantee to account for this effect.

Secondly, we have also noted that behavior does not change overnight. Parents with children in traditional public schools are not likely to pull them all out or move them around in the first year the tuition tax credit is available. Thus, we have smoothed the migration behavior slightly by including in the model an adjusted desired migration factor, which indicates the likely migration that would occur with the implementation of the tuition tax credit plan. That smoothed migration factor starts at 17 percent in 1999, tapering to 14 percent, 10 percent, 9 percent, and then 8 percent, before finally moving to zero after the UTTC has been fully implemented. This is somewhat slower migration than a straight application of price elasticity would indicate.

Likely Migration to Alternative Schools

Table 7 on the next page shows the predicted number of students who would migrate from traditional public schools to alternative schools. Table 7 begins with the base-case assumption of total students, government school students, and alternative school students. Since the main dynamic in consumer choice in the education market is between the traditional public schools and private schools, the model is constrained to allow movement between these two sectors only, with the smaller charter school and home school sectors left alone. While this assumption is artificial, the relative size of these sectors suggests that a relaxation of the assumption will matter little in terms of the overall cost.¹⁰⁴ From the current system alternative school student enrollment of 220,000, we apply a smoothed desired migration factor. Table 7 indicates that the migration in the first year, before the UTTC is implemented, is zero. This indicates that there is no migration between the two sectors. In the second year, the largest desired migration comes into effect: a 17-percent increase in demand for alternative schools.

Behavior does not change overnight. Parents with children in traditional public schools are not likely to pull them all out or move them around in the first year the tuition tax credit is available.

¹⁰³ This would occur because charitable and religious organizations, which are chronically short of resources, would find it possible to fulfill their educational mission with less of an internal subsidy to an affiliated school.

¹⁰⁴ With charter schools starting at 15,000 students compared with the traditional public school total of over 1.6 million, including that sector in this fiscal analysis would make almost no change. Home-schoolers, whose numbers are hard to estimate in any case, are likely to be even more resistant to moving and have an even smaller overall fiscal impact. This is not to underestimate the role they play, only to observe that the fiscal effect of including them would be small. See the discussion beginning on page 56, "Public, Private, and Alternative Schools," regarding public school tuition students.

Table 7. Calculation of Migration Under UTTC Plan

Year	Current System		Smoothed Desired Migration Rate	Smoothed Desired Migration	Migration Limit	Projected Migration	UTTC Plan	
	Traditional Public School Students	Alterna- tive School Students					Cumula- tive Migration	Total Alterna- tive School Students
1998	1,650,000	220,000	-	-	33,000	-	-	220,000
1999	1,662,739	224,400	0.17	37,400	33,000	33,000	33,000	257,400
2000	1,675,421	228,888	0.14	36,036	38,610	36,036	69,036	297,924
2001	1,688,031	233,466	0.10	29,792	44,689	29,792	98,828	332,294
2002	1,700,552	238,135	0.10	33,229	49,844	33,229	132,058	370,193
2003	1,712,967	242,898	0.09	33,317	55,529	33,317	165,375	408,273
2004	1,725,255	247,756	0.09	36,745	61,241	36,745	202,120	449,876
2005	1,737,393	252,711	0.09	40,489	67,481	40,489	242,609	495,320
2006	1,749,357	257,765	0.08	39,626	74,298	39,626	282,234	539,999
2007	1,761,121	262,920	0.08	43,200	81,000	43,200	325,434	588,354
2008	1,772,654	268,179	-	-	88,253	-	325,434	593,613

Migration Limit Factor = 15% (applied to previous year's alternative school enrollment)

Limits on Migration

The model also includes some self-regulating behavior. It is unlikely that any sector of the economy can grow at 10-20 percent per year indefinitely. Certainly, a 20-percent increase in alternative school enrollment would be difficult to handle, although with some excess capacity and the ability to lease space in other buildings, it may be possible. To account for this supply constraint, the model places a limit of 15 percent per year on migration to alternative schools. Thus, in the first year migration is to be constrained to only 15 percent. In subsequent years, as the desired migration drops to 10, 9, and then 8 percent per year, the migration limit becomes less of a factor.

In the last three columns of Table 7, we see that the projected migration between the traditional public schools and alternative schools ranges between 0 and 43,000 students per year. This equates to a migration of approximately 2 percent of traditional public school students each year, a relatively small amount, and leaves the government school sector at 1.4 million students in the year 2005. Alternative schools experience an annual increase in their enrollment of approximately 15 percent each year due to the tax credit, producing a total enrollment of nearly 600,000 in 2005. These figures are shown on the next page in Table 8, which compares the enrollment trends under the current system and the UTTC plan.

Table 8. Summary of Enrollment, Current System vs. UTTC Plan

Year	Current System		UTTC Plan		
	Traditional Public School Students	Alternative School Students	Migration	Traditional Public School Students	Alternative School Students
1998	1,650,000	220,000	-	1,650,000	220,000
1999	1,662,739	224,400	33,000	1,629,739	257,400
2000	1,675,421	228,888	69,036	1,606,385	297,924
2001	1,688,031	233,466	98,828	1,589,202	332,294
2002	1,700,552	238,135	132,058	1,568,495	370,193
2003	1,712,967	242,898	165,375	1,547,592	408,273
2004	1,725,255	247,756	202,120	1,523,135	449,875
2005	1,737,393	252,711	242,609	1,494,784	495,319
2006	1,749,357	257,765	282,234	1,467,123	539,999
2007	1,761,121	262,920	325,434	1,435,687	588,354
2008	1,772,654	268,179	325,434	1,447,220	593,613

The Fiscal Impact of the Universal Tuition Tax Credit

Effects on Revenue and Expenses

To model the effect of the UTTC on state and local finances, the model calculates revenue and expenses under both the current system and the UTTC plan. Under the current law, state per-pupil expenditures equal the per-pupil guarantee multiplied by the number of students in traditional public and charter schools. Under the UTTC plan, the model calculates this amount as well as the state revenue loss due to the tax credits extended to individual and corporate taxpayers who pay alternative school tuition.

There are some additional expenditures, approximately \$1.3 billion per year, that the taxpayers are now paying for the public school system. Since it is unlikely that this amount would go away or change substantially under the UTTC system, these costs are not included in either scenario.¹⁰⁵

Table 9 on the next page shows the loss of tax revenue due to tax credits under the UTTC plan. The first column shows the number of alternative school students, which grows from 220,000 to almost 600,000 during the ten-year period. This table then shows the maximum tuition tax credit as a share of per-pupil revenue and the maximum tuition tax credit per student.

¹⁰⁵ If there were any change in this amount, which includes intermediate school district funding, certain categorical programs, some federal aid, and other local factors, it would likely favor the UTTC plan. If private schools start to take over some of these functions, and they are somewhat more efficient than the public sector, then this would add to the savings that taxpayers would see in the UTTC plan.

Table 9. Loss of State Revenue Under UTTC Plan

Year	UTTC Plan: Alternative School Students	State Per-Pupil Grant Guarantee	Maximum Tax Credit As Share Of Per Pupil Guarantee	Maximum Tax Credit Per Student	Utilization Ratio	Weighted Avg. Tax Credit Per Alternative Student	UTTC Plan: Loss of State Revenue Due to Tax Credits
1998	220,000	\$5,608	0%	-	0.95	-	-
1999	257,400	\$5,776	10%	\$578	0.95	\$549	\$141,246,397
2000	297,924	\$5,949	15%	\$892	0.95	\$848	\$252,582,239
2001	332,294	\$6,128	20%	\$1,226	0.95	\$1,164	\$386,897,558
2002	370,193	\$6,311	25%	\$1,578	0.95	\$1,499	\$554,943,275
2003	408,273	\$6,501	30%	\$1,950	0.95	\$1,853	\$756,466,323
2004	449,875	\$6,696	35%	\$2,344	0.95	\$2,227	\$1,001,648,443
2005	495,319	\$6,897	40%	\$2,759	0.90	\$2,483	\$1,229,862,050
2006	539,999	\$7,104	45%	\$3,197	0.87	\$2,781	\$1,501,864,128
2007	588,354	\$7,317	50%	\$3,659	0.85	\$3,110	\$1,829,662,343
2008	593,613	\$7,536	50%	\$3,768	0.85	\$3,203	\$1,901,395,367

Utilization of the Credit

The model includes a utilization ratio to adjust for consumer behavior in using the credit and for the 80-percent-of-tuition limit on creditable tuition for most taxpayers. The ratio is the share of the theoretical maximum amount of credits available that are actually claimed. The utilization ratio starts off fairly high at 95 percent; this percentage is selected because, with a maximum tuition tax credit of between \$500 and \$600, tuition almost everywhere will exceed the maximum tax credit. Almost all those who apply will receive the maximum tax credit. The difference between 0.95 and 1.0 is due to tuition payers who for some reason do not apply for a tax credit.

Over time, the utilization ratio drops to 85 percent. The ratio declines largely because the maximum tax credit grows to a level that will exceed 80 percent of the tuition paid by some parents on behalf of their children. (The increase in the relative size of the tax credit—from 21 percent of average alternative school tuition in the first year to 86 percent in the eighth year—is shown in Table 6 on page 64.)

The model then calculates a weighted average tax credit per student, which, when multiplied by the number of alternative school students, produces a tax credit total. Table 9 shows that this figure starts at about \$140 million in 1999 and increases to almost \$2 billion over the ten-year period.

Fiscal Impact of the UTTC Plan

To view the net effect on state finances, we must combine the reduction in tax revenue with the direct expenditures for public schools. This results in a comparable figure to the total expenditures under the current system.

Table 10 outlines the reduced state public school expenditures that would occur if the UTTC plan were implemented. The first few columns show the per-pupil guarantee, the number of traditional public school and charter school students, and the state and local per-pupil revenue under the UTTC plan. The figure representing expenditures is still a large and growing number, but the growth is less than that which would occur if the current system were allowed to continue unchanged.

Table 10. Fiscal Impact of UTTC Plan

Year	State Per-Pupil Grant Guarantee	UTTC Plan: Traditional Public & Charter School Students	UTTC Scenario: State & Local Per-Pupil Expenditures (millions)	Weighted Average Tax Credit Per Alternative Student	UTTC Scenario: Tax Credits for Alternative School Students (millions)	UTTC Plan: Combined Impact of Revenue Loss and Direct State & Local Per-Pupil Expenditures (millions)	Public School Expenditures Under Current System (millions)	Savings Under UTTC (millions)
1998	\$5,608	1,665,125	\$9,338	-	-	\$9,338	\$9,338	\$0
1999	\$5,776	1,646,376	\$9,510	\$549	\$141	\$9,651	\$9,700	\$49
2000	\$5,950	1,624,686	\$9,666	\$848	\$253	\$9,919	\$10,077	\$158
2001	\$6,128	1,609,334	\$9,862	\$1,164	\$387	\$10,249	\$10,468	\$219
2002	\$6,312	1,590,639	\$10,040	\$1,499	\$555	\$10,595	\$10,873	\$279
2003	\$6,501	1,571,951	\$10,220	\$1,853	\$756	\$10,976	\$11,295	\$319
2004	\$6,696	1,549,930	\$10,379	\$2,227	\$1,002	\$11,380	\$11,732	\$352
2005	\$6,897	1,524,259	\$10,513	\$2,483	\$1,230	\$11,743	\$12,186	\$443
2006	\$7,104	1,499,545	\$10,653	\$2,781	\$1,502	\$12,155	\$12,658	\$503
2007	\$7,317	1,471,351	\$10,766	\$3,110	\$1,830	\$12,596	\$13,147	\$552
2008	\$7,537	1,486,451	\$11,203	\$3,203	\$1,901	\$13,104	\$13,656	\$551

Adding the direct public school expenditures to the amount of tuition tax credits produces the total combined costs under the UTTC plan. The total costs grows from \$9.3 billion in 1998 to \$13.1 billion in 2008.

Tax Savings from the Tuition Tax Credit

Table 11 on the next page summarizes the fiscal costs under the two systems. Both begin at about \$9.3 billion in the year 1998 and grow to over \$13 billion ten years later.

However, under the UTTC plan, the savings from the reduced number of students in the government school system more than outweigh the reduced tax revenue due to the UTTC. Thus, on net, taxpayers will save between \$50 million and \$550 million a year under the UTTC plan. This represents a total of over \$3.4 billion in the first 10 years alone and over \$550 million each year thereafter. These savings may be used to lower individual and business taxes, to fund additional educational programs, or to address other state budget priorities.

Table 11. Summary of Fiscal Impact of UTTC Plan

Year	Current System: Total State and Local Per-Pupil Public School Expenditures	UTTC Plan: Combined State Expenditures and Revenue Loss	Difference in Costs (Savings)
1998	\$9,338,021,000	\$9,338,021,000	-
1999	\$9,700,480,270	\$9,651,110,747	(\$49,369,523)
2000	\$10,076,845,183	\$9,918,695,862	(\$158,149,321)
2001	\$10,467,640,640	\$10,248,916,477	(\$218,724,163)
2002	\$10,873,410,903	\$10,594,824,602	(\$278,586,301)
2003	\$11,294,720,280	\$10,976,048,018	(\$318,672,262)
2004	\$11,732,153,838	\$11,380,358,913	(\$351,794,925)
2005	\$12,186,318,137	\$11,742,876,945	(\$443,441,192)
2006	\$12,657,841,999	\$12,154,702,029	(\$503,139,970)
2007	\$13,147,377,283	\$12,595,784,245	(\$551,593,038)
2008	\$13,655,599,706	\$13,104,302,031	(\$551,297,675)

Under the UTTC plan, the savings from the reduced number of students in the government school system more than outweigh the reduced tax revenue due to the UTTC.

Total Spending on Education

We have already seen that total state and local per-pupil expenditures on schools increase substantially under the UTTC plan, although at a slower rate than under the current system. This does not mean, however, that overall education resources are less than under the current system.

Although total state per-pupil expenditures would decline under the UTTC plan, that does not necessarily mean that total expenditures on education would decline. Even when the credit is fully phased in, every dollar of tax credits would be supplemented by private expenditures for private schools. Thus, total private and public expenditures could be higher or lower. More importantly, the expenditures would be more closely aligned with those who receive the benefits and have the opportunity and incentive to demand results. Thus, while taxpayers would save money, they would, more importantly, receive better value for the dollars they do spend.

A Note on Refundable Versus Non-Refundable Credits

The original analysis of the impact of the UTTC assumed that the credit was “refundable,” i.e., that a parent who filed an Individual Income tax return could receive money back from the state even though his or her tax liability was less than the amount of

tuition paid. A refundable tuition tax credit is actually a combination subsidy and credit; a credit for those who have sufficient tax liability to be offset, and a subsidy for those who, in some years, do not have sufficient tax liability.¹⁰⁶ This is one method commonly used to permit low income families to benefit from a tax credit.

Since a refundable tuition tax credit is basically a combination subsidy and credit, it suffers from problems similar to those of vouchers as discussed in Section III. Fortunately, however, the final structure of the UTTC provided such powerful incentives and mechanisms for individual and business taxpayers to make tuition payments available for students from low-income and middle-income families, there was no need to make the credit refundable.

Gary Wolfram, Ph.D., George Munson Professor of Political Economy at Hillsdale college and former deputy state treasurer for taxation and economic policy, analyzed the dynamics of the proposal and summarized the refundability issue as follows:

In examining the effect of the Universal Tuition Tax Credit, the model has assumed parents are the decision-making unit and that they will respond to a change in the relative price of education at an alternative school. It is assumed that despite the fact that the credit is non-refundable, even those parents who lack a tax liability against which to claim the credit also face the change in relative prices associated with the credit. One might wonder how this assumption and the universality of the credit, that is, its availability to business and taxpayers who do not have children in school, affect the analysis. It turns out that the universality of the credit results in the ability to assume that all parents, even those without a tax liability, will have the full allowable reduction in the relative price of private education. Thus, the estimates of the model are applicable to the Universal Tuition Tax Credit as described.

A brief explanation will show why this is so. Since the tax credit is not available to taxpayers without a tax liability, low-income parents might appear to have no incentive to move their children to private schools, and thus the model would overestimate the amount of student migration. However, there is a strong incentive for businesses in Michigan to provide scholarships for the children in these families in the amount of the tax credit that would have been available to the parents directly. This is because businesses will receive a dollar-for-dollar tax credit for the tuition they pay for such children. It is quite likely that the financial officer of a corporation, when faced with the question of whether the corporation should send a dollar to Lansing to be spent according to the priorities of the legislature, or whether it should spend that dollar for scholarships for low-income children, will recommend the money be used for scholarships.

There are at least three reasons why this will happen. First, the corporation has little control over how the dollar of Single Business Tax it pays will be spent, whereas it will have direct control over how the dollar is spent if it is a scholarship. Second, the dollar spent on a scholarship may reduce the training costs of the

¹⁰⁶ Michigan citizens pay numerous taxes whose revenues are dedicated partially to the School Aid Fund, including sales, tobacco products, cigarettes, industrial facilities, liquor excise, real estate transfer, state education, and use taxes. *Annual Report of the State Treasurer, 1995-96*, Lansing, Michigan: Michigan Department of Treasury, table 14.

The UTTC provides such powerful incentives and mechanisms for individual and business taxpayers to make tuition payments available for students from low-income and middle-income families, there is no need to make the tax credit refundable.

It is likely that there will be an excess demand for students to which to provide scholarships. Nearly any business would put as much of its tax liability into a scholarship program as it can.

business in the long run and will reduce training costs for businesses as a group. Third, there is a lot of company goodwill that can be obtained through a scholarship program for disadvantaged youth, and there is little goodwill that is gained from simply filing the company's taxes with the Department of Treasury.

It is likely that there will be an excess demand for students to which to provide scholarships. Nearly any business would put as much of its tax liability into a scholarship program as it can. But the number of students who can receive these scholarships will be limited. Since the tax credit per student is limited, only those students whose parents do not use their tax credit fully can receive a scholarship that can be used as a tax credit by businesses. The number of tax credits available will likely be far fewer than the tax credits that business would like to claim.

As a result of this two things should be noticed. First, because there is a demand by business for students to whom to give scholarships, clearing-house type organizations will develop to match the needy students with corporations. These will probably be nonprofit organizations, but one might find even profit-making companies that offer the service.¹⁰⁷ Alternative schools themselves will have a strong incentive to identify and match taxpayers with students. In any event, there will be a system to match low-income students with corporate donors. Second, the low-income parents will receive the same net price reduction for private schools as do the parents who have a tax liability. The only difference is that rather than receiving a tax credit for tuition paid, the low-income parents will receive a scholarship in the amount of the credit. Thus it is appropriate to ignore the tax refundability issue when modeling student migration and assume all parents will receive the net price change as if they had received a tax credit.

¹⁰⁷ Clearinghouse organizations would have to keep separate accounts for administrative expenses to avoid mixing creditable tuition payments with deductible administrative expenses. Such separate accounting is already necessary for charities that engage in certain profit-making enterprises. Separate accounts are also kept by numerous nonprofit, for-profit, government, and voluntary organizations to meet numerous accounting, disclosure, legal, regulatory, and prudential requirements.

Notes on Data Sources

Table 12. Notes on Data Sources

Term	Source Notes	Value in 1998	Change Factor	Value in 2008
Current System Traditional Public School Students	Based on a blended measure of early-year and late-year attendance.	1,650,000	n/a	1,772,654
Charter School Students	Exec. Budget 1998, p. C2, estimates 77 charter schools and 12,500 students in FY1997. Adjusted at 10% growth and for school year following state fiscal year. Likely growth is higher in early years and lower in later years.	15,125	1.1	39,230
Private School Students:	Estimates of private school associations and other educators; includes Catholic, Lutheran, and private school association members.	220,000	1.02	268,179
Home School Students	Actual number unknown, since many home schoolers distrust government agencies and do not report attendance to them. Number based on averaged estimates of home school parents, associations, and education officials.			
Total State and Local Per-Pupil Expenditures	This amount does not include two items: ISD and Categoricals. ISD Local operating money is about \$600 million, and Categoricals will be about \$700 million. Thus, total spending will be higher than this "membership" spending. Federal spending not in these two categories is also excluded.			
Per-Pupil Guarantee	Exec. Budget 1998 rec: \$5,445; up 2.6%. Adjusted for school year following state fiscal year. Does not include all funds. Actual weighted average of expenditures is about 6% higher, since many school districts spend more than the foundation grant.	\$5,608	1.03	\$7,537
Tax Credit Scenario Max Share of Per-Pupil Guarantee	Share adjusts from 10% to 50%, according to proposal.	0%	n/a	50%
Tuition Growth Factor	Assumed to be higher than state funding growth, due to added demand and reduced disincentives for alternative schools.		1.045	

n/a = not applicable

Appendix II. Questions and Answers Regarding the Universal Tuition Tax Credit

During the development of the Universal Tuition Tax Credit, the proposal was presented to numerous education, business, and government leaders and organizations. Below are answers to specific questions commonly asked about the UTTC.

How will the UTTC impact non-educational expenditures in the state budget?

The UTTC will reduce state revenues in two areas. Some of the loss will be of revenues dedicated for the state School Aid Fund, including revenues from 6-mill education property tax and the state Individual Income tax. The remaining revenue loss will be of unrestricted revenues which are used to pay for non-educational programs. The UTTC, however, provides significant savings to the School Aid Fund. This savings means that less unrestricted funding will be required to supplement the School Aid Fund, therefore providing *more* overall resources that may be applied to non-educational expenditures or used to lower taxes for citizens and businesses.

How will the UTTC impact local property tax revenue?

The UTTC will not affect local property tax revenue in any way. Since the passage of Proposal A in 1994, not all property taxes are local taxes. In addition to local property taxes that are levied by cities, counties, townships, villages, and school districts, there is also a 6-mill education property tax levied by the state (which is collected as part of the local property tax bill). The UTTC affects only this state property tax. It does not affect the local property tax revenue of cities, counties, townships, and villages. Also, since the state is required to provide public schools a minimum per-pupil foundation allowance, the UTTC will not affect the per-pupil revenue of public school districts.

The UTTC sounds too good to be true. How can we expand parental choice in education and save significant money at the same time?

The UTTC is a carefully crafted plan that is both simple and effective, yet it will, without a doubt, draw opposition from many in the education establishment who are fearful of giving parents the ability to choose alternative schools. This is the main reason why expanded parental choice has been such a long time in coming and why even common-sense proposals like the UTTC have been outside our reach. However, with nearly every state in the nation now considering expanding parental choice, the climate of public opinion will support further innovation. With barriers to reform removed, the UTTC simply takes advantage of lower-cost alternatives to the traditional public school system. Since alternative schools charge roughly half of what public schools receive to educate a student, and since the tax credit is limited to 50 percent of public school per-pupil revenues, each student who transfers to an alternative school saves the state money. As long as enough students transfer to alternative schools during the UTTC phase-in period, the program will result in

significantly lower state educational expenditures. The estimates in this study are very conservative and indicate that sufficient transfers will indeed occur to produce net savings to the state.

How do you know how many students will migrate from traditional public schools to alternative schools?

There are two ways. First, the model used to project enrollment trends incorporates a widely accepted method of calculating consumer demand for services and uses a conservative estimate of this demand. The model also takes into account the availability of alternative school capacity. Secondly, we have experience with the demand for parental choice. CEO Michigan, the private foundation that gives \$1,000 scholarships to low-income children to attend an alternative school, currently has 3,000 students on their waiting list. This reflects considerable demand even for this modest amount. Also, in two years of experience with Michigan's charter school law, and with only 50 schools operating, parents of more than 14,000 students chose the new schools. When Michigan's first charter school opened in Detroit, over 5,000 students applied for the 300 openings. Given the fact that there are over 1,090 private schools alone, the estimates provided in this study are very reasonable.

The above may be true, but during the first part of the phase-in period the maximum credit is quite small. Is it sufficient to allow and motivate parents to choose alternative schools?

Yes. There is ample evidence to show that even a slight reduction on the penalty of paying twice for education allows parents to choose alternative schools. For example, a Mackinac Center for Public Policy study of nonpublic schools in inner-city Detroit showed that even very low income parents sacrifice to pay \$1,000 tuition to send their children to these alternative schools. Many parents care deeply about their children's education and want them to have the best opportunity to learn; they are willing to sacrifice.

Contributors to this Study

The following people contributed to this study:

Sections I, II, IV (except for the analysis by Dr. Gary Wolfram), and Appendix I were authored by Patrick L. Anderson, president of the Anderson Economic Group. Mr. Anderson also assisted with the design of the constitutional amendment. Mr. Anderson served as chief of staff for the Michigan Department of State and as deputy budget director for the state of Michigan. Mr. Anderson also served as an economist for Manufacturers National Bank of Detroit and Alexander Hamilton Life Insurance Company of America.

Richard McLellan, J.D., senior member of the law firm of Dykema Gossett, drafted the constitutional language for the UTTC amendment. Mr. McLellan is the principal author of Michigan's charter school legislation, and a member of the board of directors of the Mackinac Center for Public Policy.

Joseph P. Overton, J.D., senior vice president of the Mackinac Center for Public Policy, originated the basic UTTC concept, assisted with the design of the constitutional amendment, and authored section III and Appendix II.

Gary Wolfram, Ph.D., reviewed and approved the analysis of the final plan and its impact on state and local finances and on school enrollment. Dr. Wolfram is a member of the state board of education and former deputy treasurer for the State of Michigan. Dr. Wolfram serves as president of the Hillsdale Policy Group, senior policy analyst for the Mackinac Center for Public Policy, and George Munson Professor of Political Economy at Hillsdale College.

Other assistance was provided by Dawn Newton of the Anderson Economic Group, who helped research and write the first section of this work outlining the case for school choice, and individuals who provided helpful comments and criticisms on earlier drafts of the document, including: Paul DeWeese, Kelly Beeman, Howard Ryan, and Bryan Taylor.